

# Prayer for a Child




# Prayer for a Child




# Where Does It Come From?


Discuss 'k \YfY'ZccX'Vta Yg'Zfca "' <ck 'Xc'k Y' [Yh'h]b[ g']\_Y'VfYUX'UbX'a ]\_3  
9[ [ g'UbX'ZfYg\ 'Zi ]h3'5ZfYf'nci f'X]gW'gg]cbz'Vta d'YhY'h'Y'a ]b]'Vcc\_"

Assembly: Cut on solid lines. Fold on dotted. 'DUghY'd]M' fYg'i bXYf'Uddfcd]UHY  
ZUdg'





A fun go-along book about bread: *The Little Red Hen*.




A good go-along book about cows:  
*The Milk Makers* by Gail Gibbons.

# People I'm Praying For


Trace your child's hand around the title. Cut it out. Trace your child's hand again. On each finger, write the name of a person he wants to remember in prayer. Let the child decorate the hands with markers, crayons, stickers, etc. Cut it out. Staple the two hands together at the bottom to make a "book." Paste the back of the hand-shaped book to your lapbook.

Go-along book idea: *Poems and Prayers for the Very Young* by Martha Alexander.




# I Am Thankful

Use the blank space below to write or draw pictures of the things your student is thankful for. If you want, print the following page on a full sheet label (instant stickers!) and let your student stick items to the page. Paste the finished project to the back of your lapbook, if desired.



I Am  
Thankful






food



brother



sister



house




church



mom



dad




dog



cat



snow




sunshine




leaves



friends



clothes



God's Word



books



friends



clothes



shoes



toys

# Jesus Loves the Little Children




Jesus loves the little children,  
All the children of the world.  
Red and yellow, black and white,  
All are precious in His sight,  
Jesus loves the little children  
of the world.

Cut book out as one piece. Fold in half. 8]gWgg'hY'W]XfYb'cZH'Y'k cf'X  
UbX'\ck 'k Y'UFY'U]\_Y'UbX'X]ZYfybh' Cut and paste title piece (next  
page) to the front of the book.



# Jesus ves the Little Children of the World




A c o r n




A m e n

A n g e l



A p e



# Long A Sound

Cut pocket out. Fold back flap up and wrap side flaps around the back and glue down. Glue the back of your pocket into your lapbook. Discuss the different sounds /a/ makes. Stress how these words start with the long /a/ sound. Let your student "read" the words on the cards and trace the a's. Store "A" cards in pocket.

[www.homeschoolshare.com](http://www.homeschoolshare.com)

Words that  
Start with  
the Letter

A

A

pron

