





# Nature Playdough Ideas

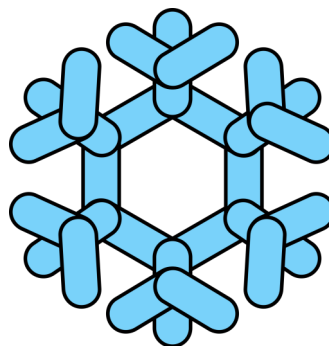


tulip




rainbow



snowflake





flower



tree



sprout



shell

# Playdough Idea Sheet

## Instructions

Print the playdough idea sheet on white cardstock.

If desired, laminate the mat for durability. You could also add it to a plastic page protector.

Give your student playdough (and some tools like scissors and a rolling pin, if desired), and let him construct various playdough creations.

## Terms of Use

This product may be used for your own classroom or personal use. It may not be shared as a pdf file, on the web, or in any other way. It should not be recreated or duplicated. © Homeschool Share

## Clipart & Font Thanks:



JJ Fonts

KA Fonts