


# Builder Tracing Pages



# Construction Tracing Pages

This file includes three tracing pages in color and three pages in black and white. Choose one set and print it.

If you are using the color set, laminate the pages for multiple uses. You could also use dry erase sleeves to protect the pages.


Read the sentences with your student and encourage your student to trace the line from the left side to the right side.

Have fun!

## Terms of Use

This product may be used for your own classroom or personal use. It may not be shared as a pdf file, on the web, or in any other way. It should not be recreated or duplicated. © [www.homeschoolshare.com](http://www.homeschoolshare.com)

## Clipart Credit



© Homeschool Share

# Construction Tracing Page




Help the builder find the hammer.



Put the tool in the caddy.



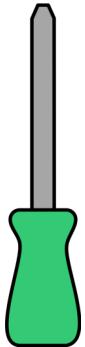
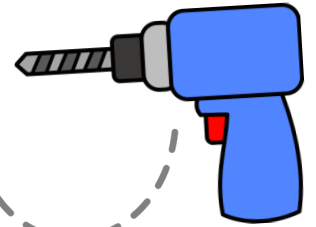

Go to the sign and STOP.




# Construction Tracing Page



Help the builder find the drill.



Put the screwdriver in the toolbox.



Help the bear walk slowly toward the sign.

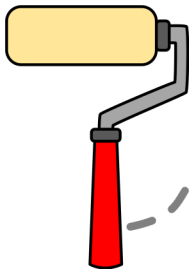


# Construction Tracing Page


Give the saw to the builder.




Put the paint roller in the caddy.



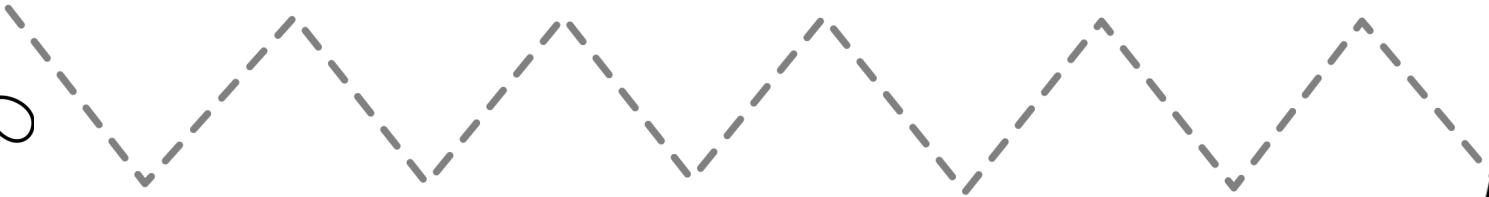
Move the builder quickly toward the sign.




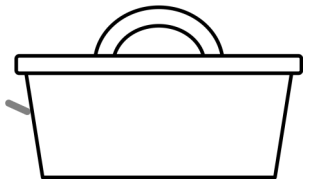

# Construction Tracing Page



Help the builder find the hammer.




Put the tool in the caddy.



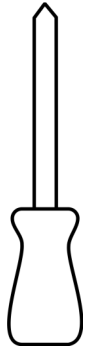
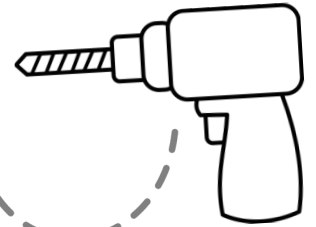

Go to the sign and STOP.




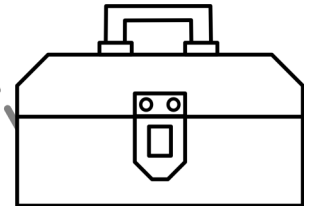
# Construction Tracing Page




Help the builder find the drill.



Put the screwdriver in the toolbox.





Help the bear walk slowly toward the sign.

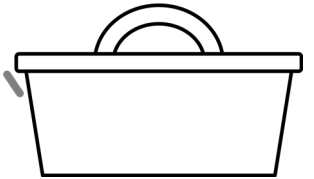
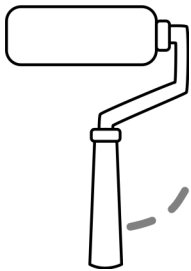


# Construction Tracing Page

Give the saw to the builder.



Put the paint roller in the caddy.



Move the builder quickly toward the sign.

