


Car Colors Matching Game



Car Colors Matching Game

Print the memory match cards on cardstock. Cut apart cards.

How to Play Memory Match:

Mix up the cards. Put them in rows, face down. Turn over any two cards. If the two cards match, keep them. If the two cards do not match, turn them back over. Let the next player have a turn. Continue until all cards have been matched.

Terms of Use

This product may be used for your own classroom or personal use. It may not be shared as a pdf file, on the web, or in any other way.


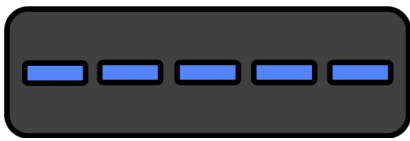
© www.homeschoolshare.com

Clipart Thanks




Print on cardstock


blue



orange




red



green




purple

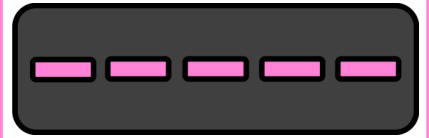


Print on cardstock



yellow




pink




white



gray



brown



Print on cardstock

black

