



Flowers

Matching Game



Flower Number Matching Game

Print the memory match cards on cardstock. Cut apart cards.

How to Play Memory Match:

Mix up the cards. Put them in rows, face down. Turn over any two cards. If the two cards match, keep them. If the two cards do not match, turn them back over. Let the next player have a turn. Continue until all cards have been matched.

Terms of Use

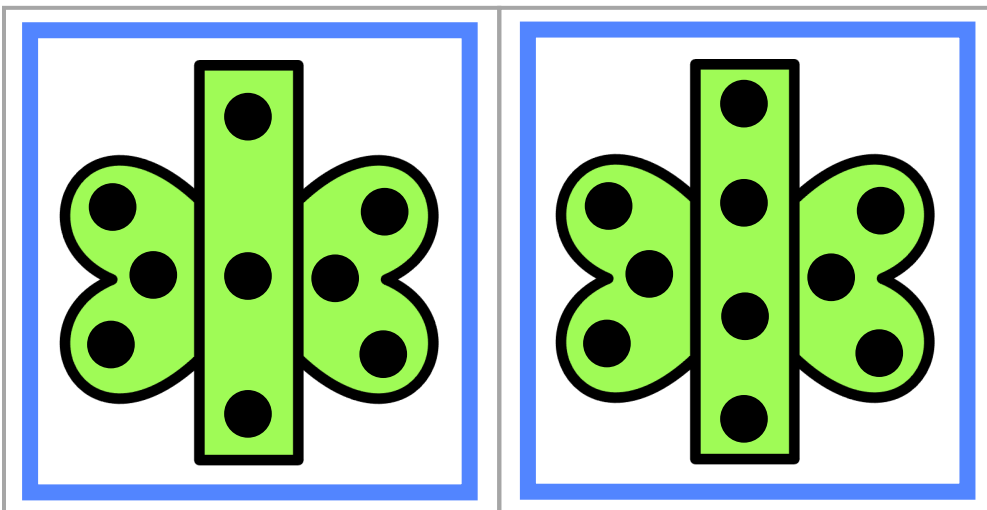
This product may be used for your own classroom or personal use. It may not be shared as a pdf file, on the web, or in any other way.

© www.homeschoolshare.com







Clipart Thanks



Print on cardstock



Print on cardstock



Print on cardstock

