

I Spy St. Patrick's Day (Difficult)

Print the I Spy for your student. Show your student how to find the items (different colored crayons work best for marking them off) and write the number in the box provided. If desired, use the answer key provided to check your student's answers.

Terms of Use


This product may be used for your own classroom or personal use. It may not be shared as a pdf file, on the web, or in any other way. It should not be recreated or duplicated. © www.homeschoolshare.com

Lapbook Clipart and Font Credits










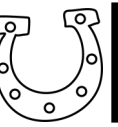
KG Fonts




I Spy St. Patrick's Day












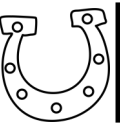
Write the number of objects in the boxes.

	<input type="text"/>		<input type="text"/>		<input type="text"/>		<input type="text"/>		<input type="text"/>
	<input type="text"/>		<input type="text"/>		<input type="text"/>		<input type="text"/>		<input type="text"/>

I Spy St. Patrick's Day



Write the number of objects in the boxes.

	16		7		8		5		7
	9		10		2		11		5