


Counting Space Rocks Clip Cards



Space Rocks Counting Clip Cards

Instructions:

Print the clip cards.

Cut out the cards. Fold on the dotted line to hide the answer (on the back of the card).

After you assemble, laminate for durability, if desired.

Show student how to use the clip cards by determining more, less, or the right quantity. Student should place a clip on the card with her answer.

Student can turn over the card to check her own work. If she didn't get it right on the first try, have her count again.

Terms of Use:

This product may be used for your own classroom or personal use.

It may not be shared as a pdf file, on the web, or in any other way.

© Homeschool Share

Copyright Thanks:




Commercial Use License

Which one has more?




Yes



Which one has more?



Yes



Which one has more?




Yes




Which one has more?



Yes



Which one has less?




Yes ☹️

Which one has less?



Yes ☹️


Which one has less?




Yes



Which one has less?



Yes



Which one has eight? 8




Yes



Which one has six? 6



Yes



Which one has five? 5



Yes



Which one has seven? 7



Yes



Which one has nine? 9



Yes





Which one has four? 4



Yes



Which one has three? 3



Yes



Which one has ten? 10



Yes

