



Pigs to Pancakes



SHAPE MATCHING

Pig & Pancakes Shape Matching

Instructions:

Print the activity pages for your student.

Laminate the pages.

Discuss the shapes.

Give your student a dry erase marker.

Show your student how to draw a line from the hexagon pig to the hexagon pancake. Student can continue with the other four sets and the second page.

A black and white version has also been provided on page 5-6.

Terms of Use:

This product may be used for your own classroom or personal use.


It may not be shared as a pdf file, on the web, or in any other way.

©www.homeschoolshare.com


Copyright Thanks:




Help the shape pigs find the shape pancakes.




hexagon




star



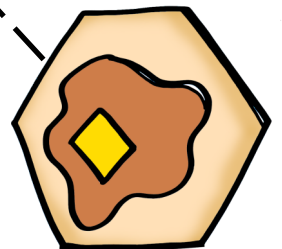



oval




diamond




heart




Help the shape pigs find the shape pancakes.




circle




triangle




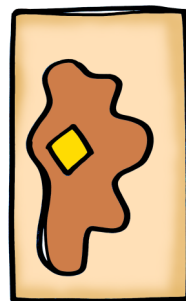



rectangle




octagon




square




Help the shape pigs find the shape pancakes.




hexagon




star




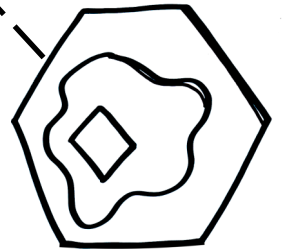
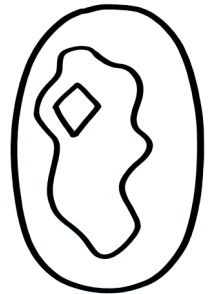

oval




diamond




heart




Help the shape pigs find the shape pancakes.




circle




triangle



rectangle



octagon



square

