


# FARM



# COLOR MATCHING

# Farm Colors Matching Activity

## Instructions:

Print the activity pages for your student.

Laminate the pages.

Review the colors.

Give your student a dry erase marker.

Show your student how to help the tractors get to barns. Draw a line from the red tractor to the red barn. Student can continue with the other four sets and the second page.

## Terms of Use:

This product may be used for your own classroom or personal use.


It may not be shared as a pdf file, on the web, or in any other way.

©www.homeschoolshare.com


## Copyright Thanks:




Draw a line to drive the tractor to the barn.




red




blue



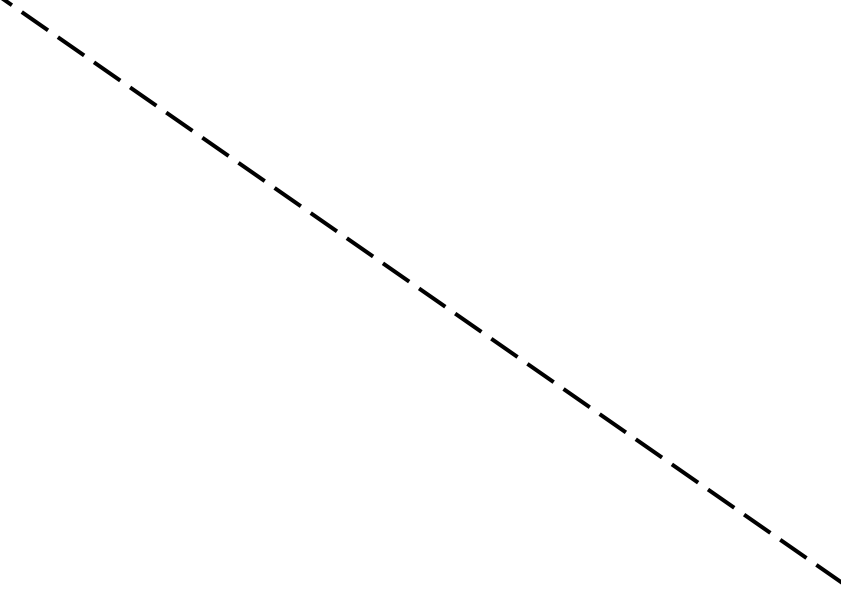

orange




yellow



green




Draw a line to drive the tractor to the barn.




pink




black



gray



purple



brown

