

# TAXI



# COLOR MATCHING

# Taxi Colors Matching Activity

## Instructions:

Print the activity pages for your student.

Laminate the pages.

Review the colors.

Give your student a dry erase marker.

Show your student how to drive the taxis to the stop signs. Draw a line from the green taxi to the green stop sign. Student can continue with the other four sets and the second page.


## Terms of Use:

This product may be used for your own classroom or personal use.

It may not be shared as a pdf file, on the web, or in any other way.

©www.homeschoolshare.com

## Clipart Thanks:



Draw a line to drive the taxi to the stop sign.



green



red



blue



orange



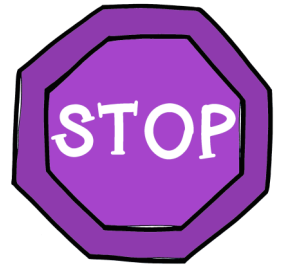
yellow




Draw a line to drive the taxi to the stop sign.




pink



brown



gray



purple



black

