


# Argentina Lapbook



# Argentina Lapbook

created by Ami Brainerd

**Official Name:** Argentine Republic

**Size:** 1,073,512 square miles

**Capital:** Buenos Aires

**Official Language:** Spanish

**Agricultural Products:**

Argentina produces sunflower seeds, lemons, soybeans, grapes, corn, tobacco, peanuts, tea, wheat, and livestock.

**Major Industries:** food processing, motor vehicles, consumer durables, textiles, chemicals, printing, steel

**Currency:** Peso

**Climate:** Argentina's climate is mostly warm and dry; it is very cold in the southwest part of the country.

**Population:** For current information, use this website: [Population of Countries](#)

**Comparing Times:** To compare the time in the capital city to the time where you live, use this website: [The World Clock](#)

**Major Religion:** 79.2% Christian (62.9% Roman Catholic, 15.3% Evangelical)

**Sight Seeing Guide:** Your student will need to research the cities in order to complete the mini-book.

**Native Lingo:** Here are a few phrases in Spanish.

Hi/hey: che (chay)

Friend: Amigo (ah-mee-go)

Very good: Buenísimo (bway-nee-see-mo)


Good night: Buenas noches (bway-na no-ches)

Please: Por favor (por fah-vor)

Materials and information on this website may be used for your own personal and school use. Material may not be shared electronically or be used for resale.

© Homeschool Share

# Places to Visit in Argentina



Iguazu Falls

Cordoba

Buenos Aires


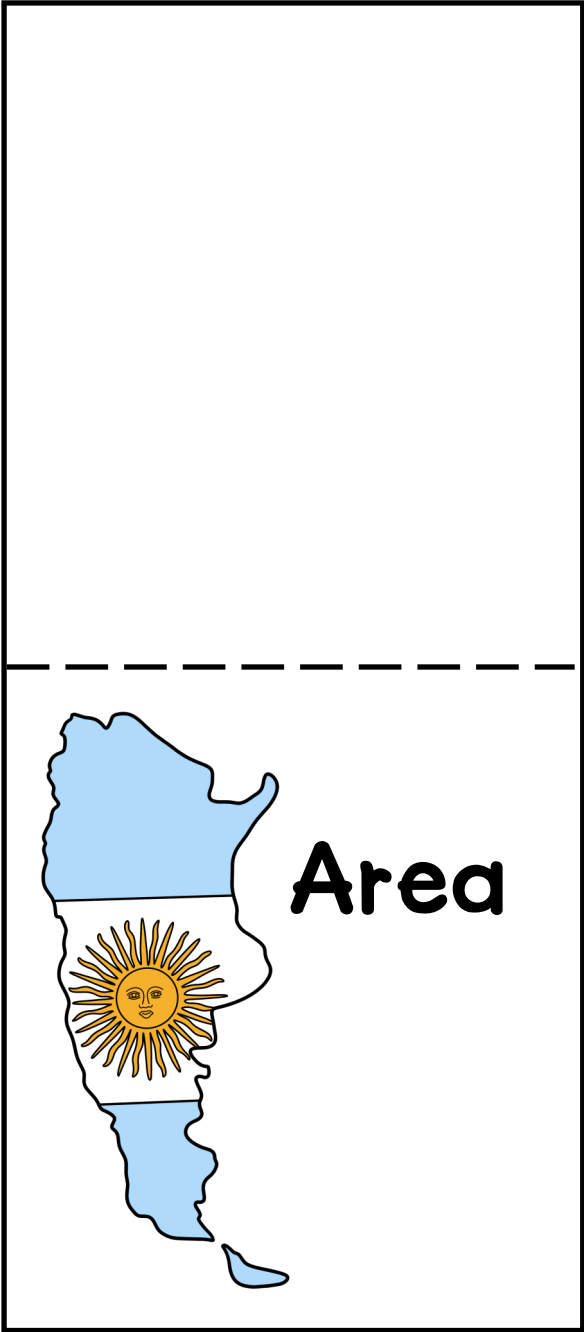
Patagonia	Tierra del Fuego

Cut out pages (6 total). Stack together with cover on top and staple on the left side of the book as indicated.

Cut out books. Fold in half.


Paste the graph in the population book.

Write the area of Argentina in the area book.



# Climate

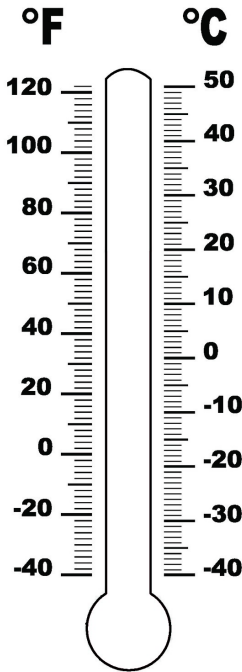
# Products



Cut on solid lines. Fold each book like a matchbook, using the dotted lines as your guides.

# Weather Comparison

USA



Weather Conditions

---

---

---

---

---

---

Argentina



Weather Conditions

---

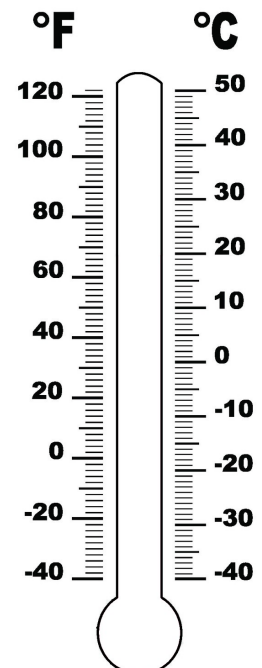
---

---


---

---

---




# Spanish Words




English	Spanish	Pronunciation



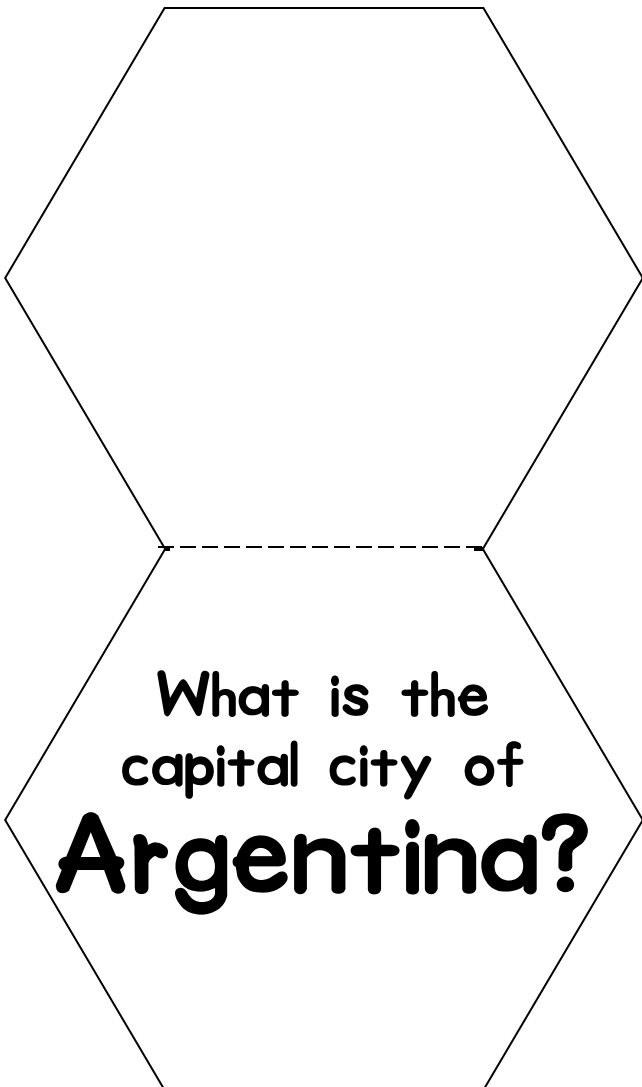
Cut book out as one piece. Fold in half. Open. Cut slit to form to flaps. Cut out cover pieces and paste them to the fronts of the flaps. In the blank, write the name of your city. Complete the clocks to show the current times (corresponding to the cities on the flaps).

<p><b>What time is it in Buenos Aires?</b></p>	<p><b>What time is it in _____?</b></p>
	

Cut out books. Fold in half. If desired, research the current exchange rate and include that information in the Currency mini-book.



© www.homeschoolshare.com



Use a search engine to find some recipes. Try one! Did you like it?  
Complete the form below.

# Food from Argentina

**Recipe Name**

---

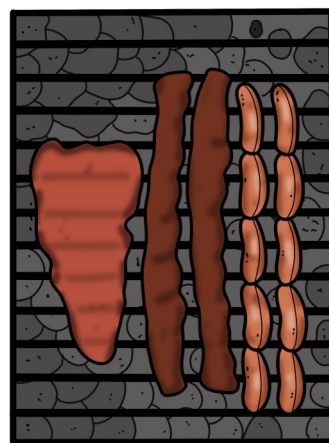
**Ingredients:**

---

---

---

---




(circle one)

**liked it**

**loved it**

**do not want to eat it again**

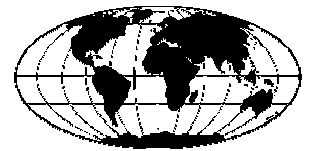


Flag of  
ARGENTINA

Cut "Flag of \_\_\_\_\_" book  
out as one piece. Fold in half.  
Cut out flag. Color. Paste in-  
side book. Older students may  
want to write a few flag facts  
in the book as well.

Is  
Argentina?

Where  
in  
the  
World. . .



What continent is Argentina on?

---

Find Argentina on the map and color it in.

Cut out shutter book and map on solid lines.  
Fold shutter book on dotted lines so that words  
are on cover. Glue map into book under shutters.

## Terms of Use:

This product may be used for your own classroom or personal use. It may not be shared as a pdf file, on the web, or in any other way.

© Homeschool Share

## Country Lapbooks Copyright Thanks:



[Discovery Education](#)

Clipart.com

