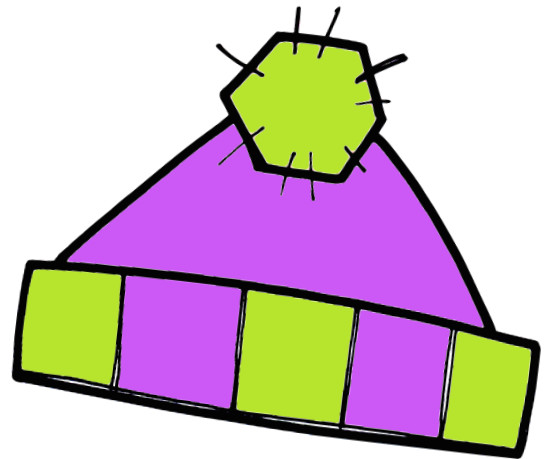
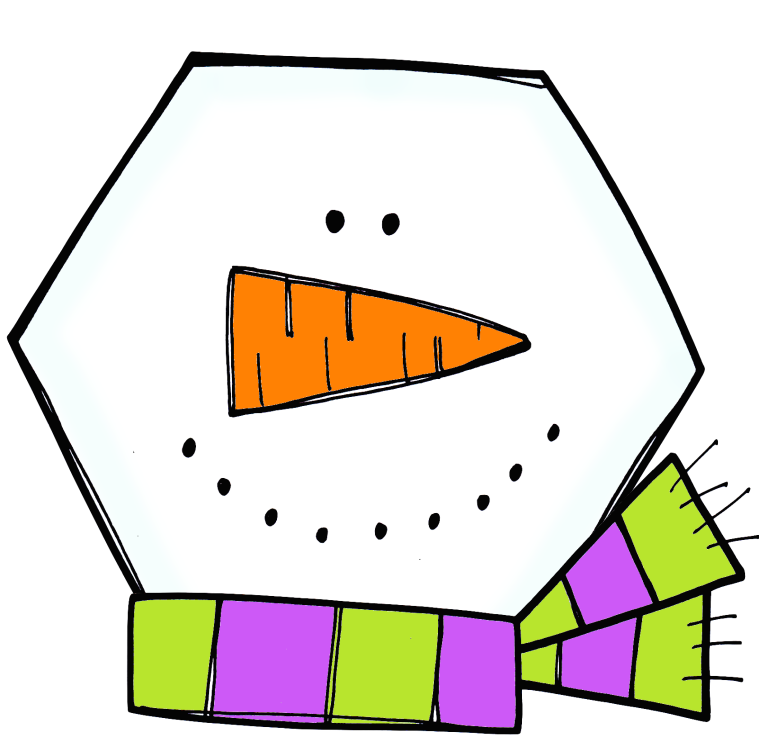


# SNOWMEN



# SHAPE MAZES

Help the Snowmen Find their Hats!

# SNOWMEN SHAPE MAZES

## Instructions

Print mazes.

Each page has a different shaped snowman. The first maze has a circle snowman. Student should start at the first circle and color his or her way through the maze. Only color the circles! The shapes will create a path to the hat (with the circle topper).


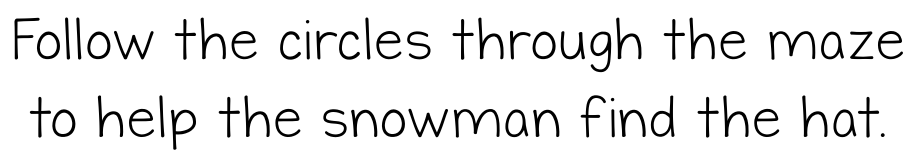
## Terms of Use


This product may be used for your own classroom or personal use. It may not be shared as a pdf file, on the web, or in any other way.

© Homeschool Share


Copyright Thanks

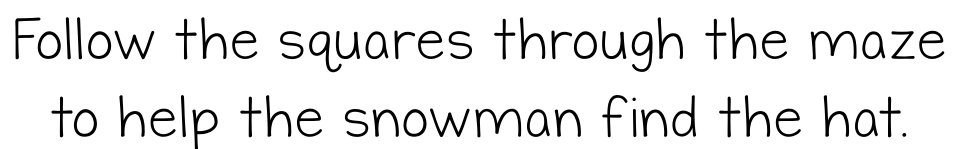








Follow the diamonds through the maze  
to help the snowman find the hat.









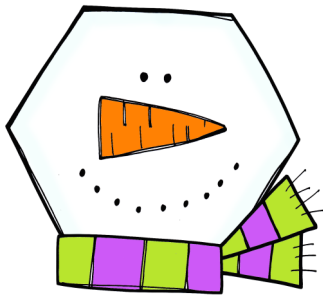
Follow the triangles through the maze to help the snowman find the hat.






Follow the hearts through the maze  
to help the snowman find the hat.








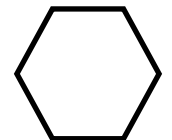


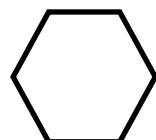
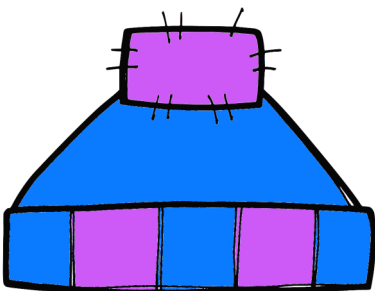

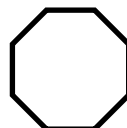




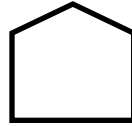

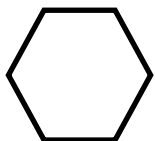
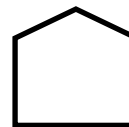
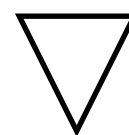




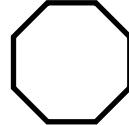


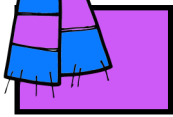
Follow the hexagons through the maze to help the snowman find the hat.










Follow the rectangles through the maze  
to help the snowman find the hat.







Follow the stars through the maze  
to help the snowman find the hat.





Follow the ovals through the maze  
to help the snowman find the hat.





Follow the octagons through the maze to help the snowman find the hat.

