


# Mouse & Cheese



**COLOR  
MATCHING**

# Mouse & Cheese Color Matching

## Instructions:

Print the activity pages for your student.

Laminate the pages.

Discuss the shapes.

Give your student a dry erase marker.

Show your student how to draw a line from the green mouse to the green cheese. Student can continue with the other four sets and the second page.

## Terms of Use:

This product may be used for your own classroom or personal use.


It may not be shared as a pdf file, on the web, or in any other way.

©www.homeschoolshare.com


## Copyright Thanks:




Draw a line to help the mouse find a snack.




green



blue








red



yellow





orange





Draw a line to help the mouse find a snack.




black




purple



gray



pink



brown

