



# FROGS TO FLIES



# SHAPE MAZES

Help the Frogs Find the Flies!

# SHAPE MAZES

## Instructions

Print mazes.

Each page has a different shaped frog. The first maze has a circle frog. Student should start at the first circle and color his or her way through the maze. Only color the circles! The shapes will create a path to the fly.

## Terms of Use

This product may be used for your own classroom or personal use. It may not be shared as a pdf file, on the web, or in any other way.



© Homeschool Share

Copyright Thanks







Follow the circles through the maze to help the frog find the fly.







Follow the hearts through the maze to help the frog find the fly.







Follow the squares through the maze to help the frog find the fly.







Follow the diamonds through the maze to help the frog find the fly.






Follow the ovals through the maze to help the frog find the fly.







Follow the stars through the maze to help the frog find the fly.






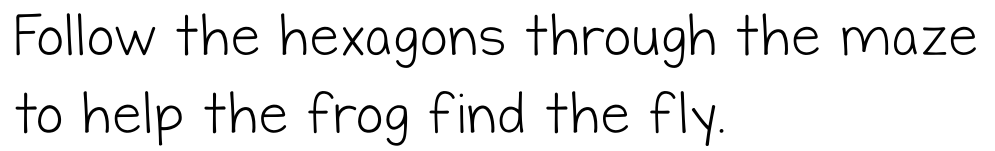



Follow the triangles through the maze to help the frog find the fly.



Follow the octagons through the maze to help the frog find the fly.







Follow the rectangles through the maze to help the frog find the fly.

