

# Christmas Around the World



# Sweden

# Christmas in Sweden

## ***Book List:***

*Christmas in Noisy Village* by Astrid Lindgren

*Kirsten's Surprise* by Janet Beeler Shaw and Renee Graef

[\*Annika's Secret Wish\*](#) by Beverly Lewis (HSS unit)

## ***Geography:***

Sweden is in Northern Europe and is considered a Scandinavian country.

Stockholm is the largest city and the capital. Sweden is bordered by the Gulf of Bothnia, the Baltic Sea, Norway and Finland. The country is traditional divided into three "Lands" or areas: Gotaland (South), Svealand (mid-section of Sweden), and Norrland (North).

The Swedish flag has a medium blue background with a yellow cross on it.

## ***Preparation:***

Christmas is celebrated for almost two months in Sweden. It starts with the first Sunday in Advent. Each Sunday prior to Christmas another candle is lit. Christmas trees are normally brought into homes a few days before Christmas.

## ***Traditions:***

St. Lucia: Early on the morning of December 13<sup>th</sup> the oldest daughter of the family puts on a white robe and a head wreath of candles. She then serves the family Lussekatter (St. Lucia buns) and coffee in bed. This custom goes back to Lucia, a Christian girl martyred for her beliefs in the 4<sup>th</sup> century. Today in every town and school a "Lucia" is chosen. There is also an election to choose a Lucia for the big parade in Stockholm.

Christmas Eve: This is the day of the Christmas feast, which is a smorgasbord with ham, lutfisk (cod in a cream sauce), pickled pig's feet, and rice pudding (There is normally an almond hidden in the pudding. The person to find the almond is said to be the next to marry). After dinner, the gifts are opened. These gifts are brought by a gnome called Jultomten. The Jultomten is normally a family member that dresses up in a white beard and red robes. He is supposed to live under the house or barn and rides a straw goat.

Christmas: Swedes attend church in the early morning hours. The rest of the day is quietly spent with family and friends. "God Jul" means Merry Christmas in Swedish.

Knut's Day: Christmas ends January 13<sup>th</sup>. King Canute was the king of Sweden 1,000 years ago and decreed that Christmas should be 20 days of feasting thus ending on January 13<sup>th</sup>.

### ***Recipes:***

If any of the links below are broken, simply Google the recipe title to find another suitable recipe.

[Rice pudding \(Ris a la Malta\)](#)

[LusseKatter \(St. Lucia Buns\)](#)

[Pepparkakor](#)

### ***Songs:***

Santa Lucia Song lyrics

#### **Sankta Lucia**

Natten går tunga fjät, runt gård och stuga.  
Kring jord som sol'n förlät, skuggorna ruva.  
Då i vårt mörka hus, stiga med tända ljus,  
Sankta Lucia, Sankta Lucia.

Natten var stor och stum. Nu hör det svingar,  
i alla tysta rum, sus som av vingar.  
Se på vår tröskel står vitkläd, med ljus i hår,  
Sankta Lucia, Sankta Lucia.

Mörkret skall flykta snart ur jordens dalar.  
Så hon ett underbart ord till oss talar.  
Dagen skall åter ny, stiga ur rosig sky,  
Sankta Lucia, Sankta Lucia.

#### **Translation**

Hark! through the darksome night  
Sounds come a winging:  
Lo! 'tis the Queen of Light  
Joyfully singing.  
Clad in her garment white,  
Wearing her crown of light,  
Santa Lucia, Santa Lucia!

Deep in the northern sky  
Bright stars are beaming;  
Christmas is drawing nigh  
Candles are gleaming.  
Welcome thou vision rare,  
Lights glowing in thy hair.  
Santa Lucia, Santa Lucia!

[Listen to the tune of the song](#)

Tomtarnas Julnatt lyrics

***Swedish***

1. Midnatt råder, det är tyst i husen,  
Tyst i husen. Alla sova, släckta äro ljusen,  
Äro ljusen,

Tipp tapp, tipp tapp, Tippe-tippe-tip, tapp,  
Tipp, tipp, tapp.

2. Se då krypa tomtar upp ur vrårna,  
Upp ur vrårna, Lyssna, speja, trippa fram på tårna, Fram på tårna. Tipp tapp . . . .

3. Snälla folket låtit maten rara, Maten rara  
Stå på bordet åt en tomteskara,  
Tomteskara. Tipp tapp . . . .

4. Hur de mysa, hoppa upp bland faten,  
Upp bland faten, Tissla, tassla: "God är julematen, Julematen"! Tipp tapp . . . .

5. Gröt och skinka, lilla äppelbiten,  
Äppelbiten, Tänk, så rart det smakar Nisse liten, Nisse liten. Tipp tapp . . .

6. Nu till lekar! Glada skrattet klingar,  
Skrattet klingar Runt om granen skaran muntert svingar, Muntert svingar.  
Tipp tapp . . .

7. Natten lider. Snart de tomtar snälla,  
Tomtar snälla, Kvickt och näpet allt i ordning ställa, Ordning Ställa. Tipp tapp . .

8. Sedan åter in i tysta vråna, Tysta vråna,  
Tomteskaran, tassar nätt på tårna,  
Nätt på tårna. Tipp tapp . . .

### *English*

It is midnight, the houses are quiet,  
the houses are quiet. All are asleep,  
the lights are turned off.

Tipp tapp, tipp tapp, Tippe-tippe-tip, tapp,  
Tipp, tipp, tapp.

Look, the elves are coming out of their holes, out of their holes. They listen, look  
around, going on tippitoes, going on tippitoes. Tipp tapp . .

Kind people have left delicious food,  
delicious food, Standing on the table for a host of elves, host of elves. Tipp tapp . .

How they smile, jump up to the dishes, up to the dishes, Whisper and rustle: The  
Christmas food is good, food is good  
Tipp tapp . .

Porridge and ham, little bits of apple, bits of apple. How lovely it tastes, little Elf,  
little Elf. Tipp tapp . .

Now for games! Happy laughter rings out,  
laughter rings out. Around the Christmas tree the crowd cheerfully dances,  
cheerfully dances. Tipp tapp . . .

It's getting late. Soon the kind elves, the kind elves Quickly and prettily put  
everything in place, everything in place. Tipp tapp . . .

Then once more into the quiet holes,  
quiet holes, The elves sweetly tippitoe,  
sweetly tippitoe.

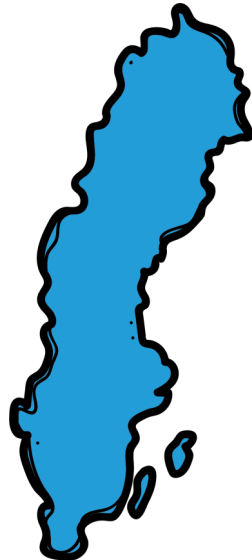
[Listen to the tune](#)

Materials and information on this website may be used for your own personal and  
school use. **Material may not be shared electronically or be used for resale.**

© Homeschool Share


**Directions:** Cut out book as one piece. Fold in half. Paste the map (next page) inside the book.

Where in the World is  
**Sweden?**



**Directions:** Cut out book. Fold in half. Use the inside of the book to record the names of songs or song lyrics.

# Christmas Songs

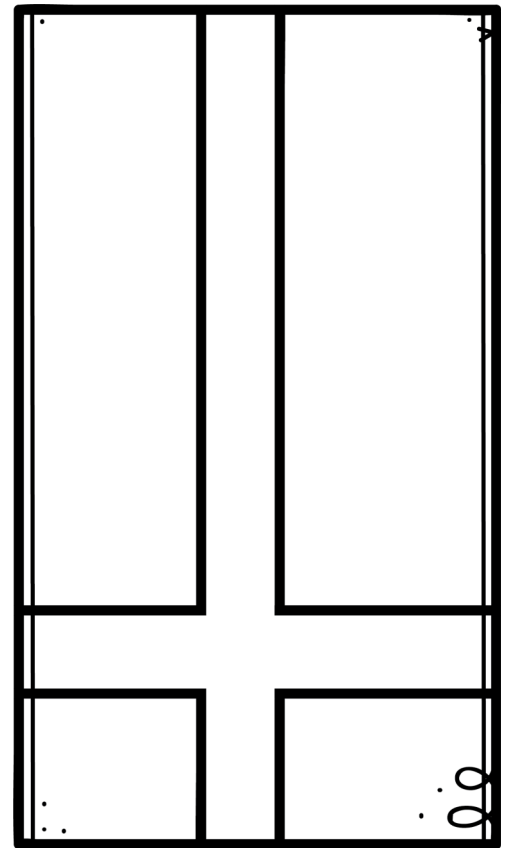


Find and color Sweden on the map below.



**Directions:** Paste map to the inside of the book on the previous page. © Homeschool Share





**Directions:** Cut out book as one piece. Fold it like a pamphlet, using the dotted lines as your guide.

Color, cut, and paste the flag inside the book. If desired, use the rest of the book to write flag facts.

# SWEDEN



## Preparations and Traditions

**Directions:** Cut on solid. Fold on dotted. This is the cover book.

Cut out the two books on the next page. Fold in half. Paste them inside the cover book.

Record preparation and tradition information inside the books.

# Preparations




# Traditions



**Directions:** Cut out books. Fold in half. Paste into the cover book on the previous page.

**Directions:** Cut out books. Fold in half. Use the inside of the book to record information.


Rice Pudding



St. Lucia's  
Day



**Directions:** Color and cut out ornament. Write the name of the country on the back. Add the ornament to your Christmas Around the World tree.



## Terms of Use

This product may be used for your own classroom or personal use. It may not be shared as a pdf file, on the web, or in any other way. It should not be recreated or duplicated. © [www.homeschoolshare.com](http://www.homeschoolshare.com)

## Clipart and Font Credits

