

CIRCUS



COLOR MATCHING

Circus Colors Matching Activity

Instructions:

Print the activity pages for your student.

Laminate the pages.

Review the colors.

Give your student a dry erase marker.

Show your student how to help the clowns get to the circus tents. Draw a line from the yellow clown to the yellow tent. Student can continue with the other four sets and the second page.


Terms of Use:

This product may be used for your own classroom or personal use.

It may not be shared as a pdf file, on the web, or in any other way.

©www.homeschoolshare.com

Copyright Thanks:



Draw a line to help the clown get to the circus tent.



yellow



blue








red



green



orange



Draw a line to help the clown get to the circus tent.



purple



gray



pink



black



brown

