


Counting
Petals
Playdough
Mats



Counting Petals Playdough Cards

Instructions

Print pages 3-7. Laminate for durability.

Using playdough, demonstrate how to complete the activity. Add one petal to the flower for number one, two petals to the flower for number two, etc.

Terms of Use

This product may be used for your own classroom or personal use.

It may not be shared as a pdf file, on the web, or in any other way.

© Homeschool Share

Copyright Thanks


Graphics designed by Rainbow Sprinkle Studio.



CLEE Fonts


Counting Petals Playdough Cards

Add one petal to the flower.



© Homeschool Share

Add two petals to the flower.



© Homeschool Share


Counting Petals Playdough Cards

Add three petals to the flower.



© Homeschool Share


Add four petals to the flower.



© Homeschool Share


Counting Petals Playdough Cards

Add five petals to the flower.



© Homeschool Share


Add six petals to the flower.



© Homeschool Share


Counting Petals Playdough Cards

Add seven petals to the flower.



© Homeschool Share


Add eight petals to the flower.



© Homeschool Share


Counting Petals Playdough Cards

Add nine petals to the flower.



© Homeschool Share

Add ten petals to the flower.



© Homeschool Share