


Pattern Activity Pages

Transportation








INSTRUCTIONS

Print pages 3-6.

Explain the instructions to your student:

Color the pictures (if desired), determine the pattern, cut out the corresponding pattern piece and glue it to the appropriate spot on the page. Continue with the next pattern.




TERMS OF USE

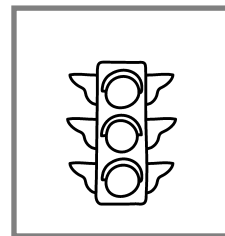




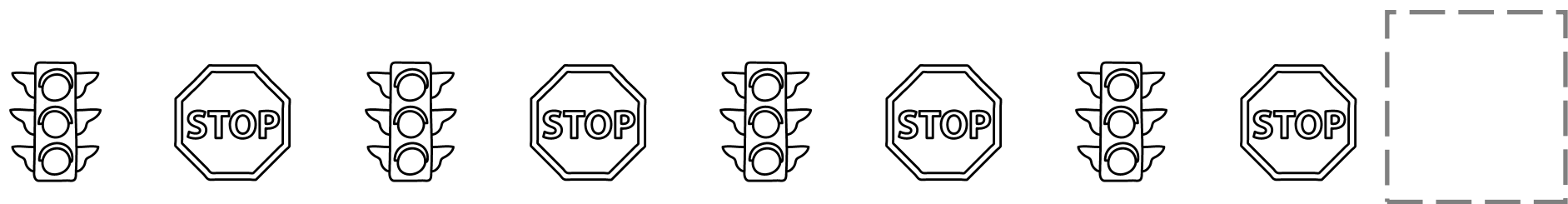

This product may be used for your own classroom or personal use.

It may not be shared as a pdf file, on the web, or in any other way.






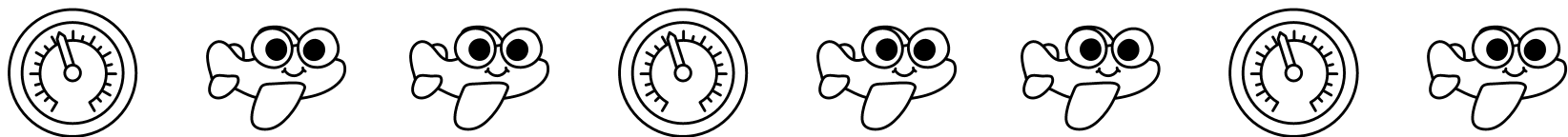

© Homeschool Share














Color the pictures. Cut and paste the pictures to complete the patterns.



Color the pictures. Cut and paste the pictures to complete the patterns.



Color the pictures. Cut and paste the pictures to complete the patterns.



Color the pictures. Cut and paste the pictures to complete the patterns.

