

Roll the dice Gumball Math Mat

Instructions:

Print and laminate the math mat.

Depending on your student's ability, give him or her one die or two dice.

Tell your student to roll the dice.

Student should add the corresponding number of gumballs (use playdough or pompoms) to the top of the gumball machine.

Clear the board and play again!


Terms of Use:

This product may be used for your own classroom or personal use.


It may not be shared as a pdf file, on the web, or in any other way.


© Homeschool Share

Copyright Thanks:



Commercial Use License





Roll the dice and put gumballs in the canister.

