



Help the Fish



SHAPE MATCHING

Fish & Aquarium Shape Matching

Instructions:

Print the activity pages for your student.

Laminate the pages.

Discuss the shapes.

Give your student a dry erase marker.

Show your student how to draw a line from the diamond fish to the diamond aquarium. Student can continue with the other four sets and the second page.

A black and white version has also been provided on page 5-6.

Terms of Use:

This product may be used for your own classroom or personal use.


It may not be shared as a pdf file, on the web, or in any other way.

©www.homeschoolshare.com


Copyright Thanks:




Help the shape fish swim to the shape aquariums.




diamond




star








triangle




rectangle




hexagon




Help the shape fish swim to the shape aquariums.




square



circle








oval




heart




octagon




Help the shape fish swim to the shape aquariums.




diamond




star







triangle




rectangle




hexagon




Help the shape fish swim to the shape aquariums.




square




circle



oval



heart



octagon

