


CHRISTMAS



SHAPE MATCHING

Christmas Birds Shape Matching

Instructions:

Print the activity pages for your student.

Laminate the pages.

Discuss the shapes.

Give your student a dry erase marker.

Show your student how to draw a line from the circle bird to the circle North Pole. Student can continue with the other four sets and the second page.

A black and white version has also been provided on page 5-6.


Terms of Use:

This product may be used for your own classroom or personal use.









It may not be shared as a pdf file, on the web, or in any other way.

©www.homeschoolshare.com


Copyright Thanks:




Help the shape birds find their way to the North Pole.




Help the shape birds find their way to the North Pole.




diamond




hexagon



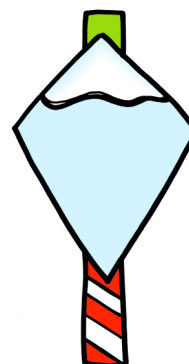




rectangle












octagon




oval




Help the shape birds find their way to the North Pole.




Help the shape birds find their way to the North Pole.




diamond




hexagon



rectangle



octagon



oval

