


# Cat & Mouse



# SHAPE MATCHING

# Cat & Mouse Shape Matching

## Instructions:

Print the activity pages for your student.

Laminate the pages.

Discuss the shapes.

Give your student a dry erase marker.

Show your student how to draw a line from the star cat to the star mouse. Student can continue with the other four sets and the second page.

A black and white version has also been provided on page 5-6.

## Terms of Use:

This product may be used for your own classroom or personal use.


It may not be shared as a pdf file, on the web, or in any other way.

©www.homeschoolshare.com


## Copyright Thanks:




Help the shape cats catch the shape mice.




star




oval







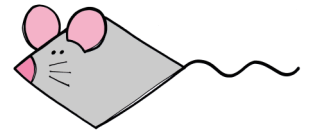
square




octagon




diamond




Help the shape cats catch the shape mice.




triangle




circle








rectangle




hexagon




heart




Help the shape cats catch the shape mice.




star




oval







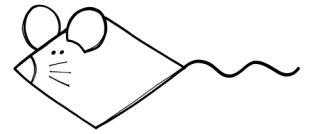
square




octagon




diamond




Help the shape cats catch the shape mice.




triangle




circle



rectangle



hexagon



heart

