


Truman's Aunt Farm



Homophones!

Truman's Aunt Farm is the perfect introduction to homophones since the entire story revolves around the confusion between ant and aunt. Here are some activities for your student:

1. **Homophones Activity Page**

Read the sentences together. Choose the correct homophone picture and color it.

2. **Homophone Riddles** (2 pages)

Print on cardstock. Cut apart. Let your student match the words and definitions for some super silly homophone fun!

3. **Homonym vs. Homophone**

Use these matchbooks to learn the differences between homonyms and homophones.

Homophones Activity Page

1. We go to the post office to get the



male




mail

2. To make cookies, you need



flour



flower

3. You need to brush your



hair




hare

4. Our car broke, and needed a



toe



tow

5. I go to sleep at



night

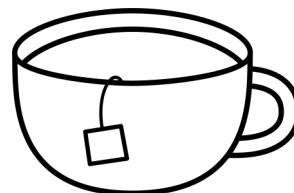


knight

5. I like to drink



tee



tea

Bored Board



you are made
out of wood
and have
nothing to do

Bare Bear




a naked
animal

Dear Deer



begin
writing a
letter to a
forest
friend

Hare Hair




an animal on
top of your
head

Night Knight



performs
heroic deeds
after the
sun sets

Sun Son




a boy who
wants to
visit a large
hot star

Directions: Cut books out. Fold on lines (matchbook style).

Homonym

Glue this area to your
lapbook or notebook.



Two or more words that are pronounced the same and spelled the same but have different meanings.

Homophone

Glue this area to your
lapbook or notebook.



Two or more words that are pronounced the same but have different spellings and different meanings.

More Learning and Fun!

1. Math Story Problems

Complete the pages.

2. I Spy Insects (using Tally Marks)

Go outside and see how many insects you can find. Teach your student how to use tally marks like Truman did in the story. If desired, graph the insects on the following page.

3. Letter Writing

Review the five parts of a friendly letter: heading, greeting, body, closing, and signature. Use the form provided to write a letter to your Aunt. You can type right on the page.

4. *Truman's Aunt Farm* copywork page

Complete this page in your very best handwriting. An older student may want to choose other passages from the story to copy on his own handwriting paper.

5. Cake Baking!


Bake an Ant Hill cake.

6. Thumbprint Ants



Make thumbprint ants. Draw an ant hill on a piece of paper, color it brown. Then use black ink to put ants on your ant hill. Draw six legs on the ant and compound eyes.

Truman's Aunt Farm Story Problems


Truman's kitchen is full of busy aunts. Three aunts are baking banana bread, two aunts are making lemonade, and four aunts are packing a picnic. How many aunts are in the kitchen?




Five aunts are playing guitars, five aunts are clapping, five aunts are singing, and five aunts are snapping. Count by five to find out how many aunts are making music.





Aunt Amy did three back flips yesterday and four back flips today. How many back flips did Aunt Amy do in all?





Five aunts each found five ants. How many ants did the aunts find?




Five ants can carry one cracker. How many ants are needed to carry eight crackers?





Ten aunts wore red dresses and read books while ten aunts in blue dresses blew bubbles. How many aunts are wearing dresses?





Truman mailed seven letters on Monday, nine letters on Wednesday, and three letters on Friday. Altogether, how many letters did he mail?




Each stamp is three cents. Truman needs ten stamps. How much money does Truman need to purchase the stamps?




The first package requires \$1.25 postage. The second package requires \$1.50. Truman must pay _____ to mail both packages.



I Spy Insects




Ants

A large, empty square box with a black border, intended for recording sightings of ants.

Ladybugs

A large, empty square box with a black border, intended for recording sightings of ladybugs.

Butterflies

A large, empty square box with a black border, intended for recording sightings of butterflies.


Crickets


A large, empty square box with a black border, intended for recording sightings of crickets.

Flies

A large, empty square box with a black border, intended for recording sightings of flies.

Bees

A large, empty square box with a black border, intended for recording sightings of bees.



I Spy Insects Graph



10						
9						
8						
7						
6						
5						
4						
3						
2						
1						
	Ladybug	Ant	Butterfly	Cricket	Fly	Bee



HEADING

Add your return address

Add the date




GREETING (Dear ____,)



BODY

This contains the message of the letter. Be sure to indent (use the tab key) for each new paragraph.



CLOSING



Truman's Aunt Farm

Truman mailed his card right away. Oh boy. Live ants!
Live ants for his very own!

Truman mailed his

card right away.

Oh boy. Live

ants! Live ants






for his very own!

Truman's Ant Hill Cake

recipe by Jennifer Unsell

1 box of your favorite cake mix
favorite frosting
graham cracker crumbs
plastic ants

Mix and bake your cake according to directions. Frost your cake when cool. After frosting, sprinkle graham cracker crumbs all over cake for the appearance of being covered with dirt. Mound an extra circle of frosting on one side of cake. Cover with graham cracker crumbs. This is your ant hill. Arrange your plastic ants over cake and ant hill as you desire.



Terms of Use:

This product may be used for your own classroom or personal use. It may not be shared as a pdf file, on the web, or in any other way.
© Homeschool Share

Truman's Aunt Farm Printables Copyright Thanks:

KPM Doodles

BB Fonts

