


Paste story here

# THE LION AND THE MOUSE

Paste mouse pop-up here


Paste moral  
of the story  
accordion here



Paste lion pop-up here



Paste lion/mouse  
Interlock book  
here



Do NOT print on cardstock. Cut book out. Fold both sides to the middle so that they interlock . Write under each side how the animal showed kindness to the other.

And be  
**Kind**  
to one another,  
compassionate,  
forgiving one  
another...

Mom

Dad

Glue to the back  
of the next strip

Cut out each strip as one piece (two strips total). Glue as indicated. Let your student write vocabulary words on the hearts. Fold like an accordion. Tie a ribbon around the heart. The bow should be in the front. Glue the back down in your lapbook. Your student can open/close the book by untying/tying the ribbon.

Sister

Brother


- Choose one of the accordion heart files to print. Various ideas for this accordion-
1. Write ways to show kindness to people listed (if necessary, print one without names and write in you own).
  2. Write a Bible verse or reference on each heart.

*And be  
kind  
to one another,  
compassionate,  
forgiving one  
another...*

Glue to the back  
of the next strip

Cut out each strip as one piece (two strips total). Glue as indicated. Let your student write vocabulary words on the hearts. Fold like an accordion. Tie a ribbon around the heart. The bow should be in the front. Glue the back down in your lapbook. Your student can open/close the book by untying/tying the ribbon.

- Choose one of the accordion heart files to print. Various ideas for this accordion-
1. Write ways to show kindness to people listed (if necessary, print one without names and write in you own).
  2. Write a Bible verse or reference on each heart.



A Lion lay asleep in the forest, his great head resting on his paws. A timid little Mouse came upon him unexpectedly, and in her fright and haste to get away, ran across the Lion's nose. Roused from his nap, the Lion laid his huge paw angrily on the tiny creature to kill her.


"Spare me!" begged the poor Mouse. "Please let me go and some day I will surely repay you."

The Lion was much amused to think that a Mouse could ever help him. But he was generous and finally let the Mouse go.

Some days later, while stalking his prey in the forest, the Lion was caught in the toils of a hunter's net. Unable to free himself, he filled the forest with his angry roaring. The Mouse knew the voice and quickly found the Lion struggling in the net. Running to one of the great ropes that bound him, she gnawed it until it parted, and soon the Lion was free.

"You laughed when I said I would repay you," said the Mouse. "Now you see that even a Mouse can help a Lion."

Cut book out and fold in half. Paste cover to the front.




Cover, title as desired



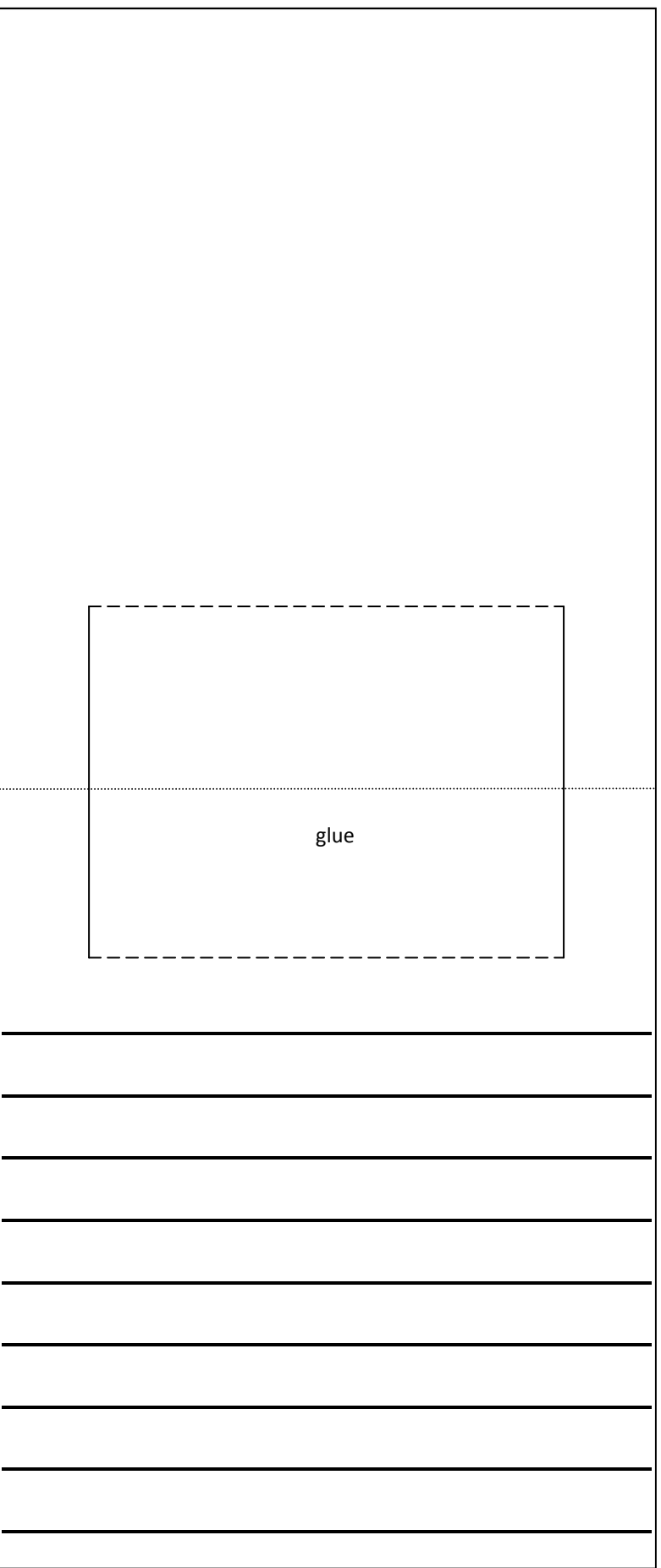
Title ideas:

**More about Mice**  
**Marvelous Mice**



Pop-up piece

This is a pop-up book. First, print book on cardstock. Mountain fold the book in half on the dotted line. Snip the two solid lines. Fold that flap down towards you on the dotted line. Now, valley fold the book in half, on the dotted line, popping the box to the inside of the book. Cut out the small rectangle and paste or draw a picture on it. On the box marked "glue" glue the item you want to pop-up sitting level with the paper. Make sure it lies flat when closing the book.








Cover, write title as desired  
in the lion's mouth

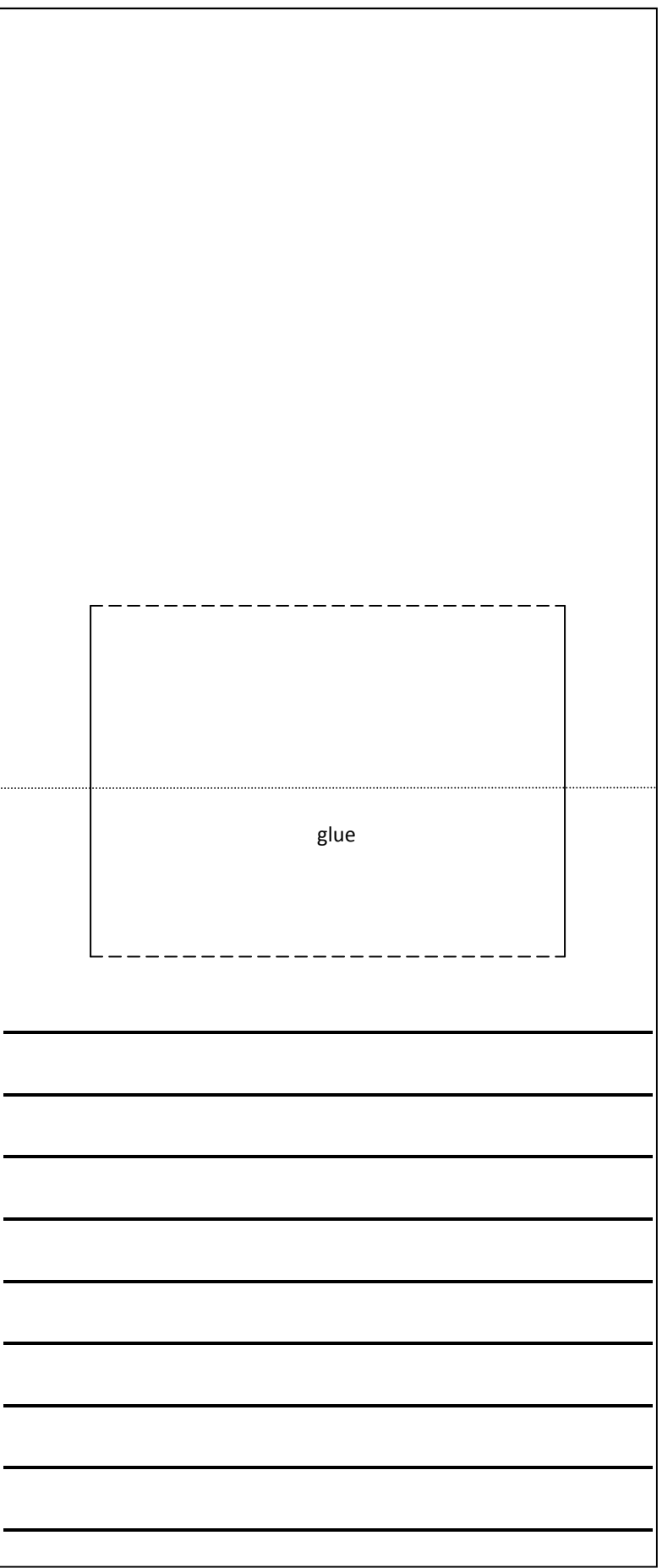
Title Ideas

**Lots about Lions**  
**Learning about Lions**



Pop-up piece

This is a pop-up book. First, print book on cardstock. Mountain fold the book in half on the dotted line. Snip the two solid lines. Fold that flap down towards you on the dotted line. Now, valley fold the book in half, on the dotted line, popping the box to the inside of the book. Cut out the small rectangle and paste or draw a picture on it. On the box marked "glue" glue the item you want to pop-up sitting level with the paper. Make sure it lies flat when closing the book.



# MORAL OF THE STORY

A  
Kindness  
is

never  
wasted.


Choose one of the  
following pages to print  
for your lapbook.

Cut out book as one piece. Fold like  
an accordion. Paste to the last piece  
to the page as indicated.

<b>MORAL</b>		
<b>OF THE</b>		
<b>STORY</b>		



Cut out book as one piece. Fold like an accordion. Paste to the last piece to the page as indicated.



Cut out book as one piece. Fold like an accordion. Paste to the last piece to the page as indicated.

**MORAL  
OF THE  
STORY**

A  
Kindness  
is

never  
wasted.

Cut out book as one piece. Fold like an accordion. Paste to the last piece to the page as indicated.