





# Cranberry Thanksgiving



# Cranberry Thanksgiving Printables

## Social Studies

1. New England Map  
Use a map to help you complete the page.
2. New England Mini-book  
Research the New England states and use the images to create your own mini book.
3. The First Thanksgiving  
Research the first Thanksgiving. Use the shutterflap book to answer the questions who, when, where, and why.
4. Thanksgiving Traditions Hat Shape  
Use this mini-book to record your own Thanksgiving traditions.
5. I Am Thankful Corn Fan

## Language Arts

1. Copywork Page
2. New Words Pocket  
Use 4x6 cards to record new words and definitions store in the pocket provided.
3. Onomatopoeia Matchbook  
Use the matchbook to record examples of Onomatopoeia from the story.
4. Consonance Matchbook  
Use the matchbook to record examples of consonance from the story.
5. Moral of the Story Simple Fold Book  
Discuss appearances with your student. What is the moral of the story?

## Science

1. Cranberries Layer Book  
Learn more about cranberries and complete the cranberry layer book. Check out [Ocean Spray's website!](#)

## Math

### 1. Cranberry Math Page


Use a bag of cranberries to complete the math activities.

Materials and information on this website may be used for your own personal and school use. Material may not be shared electronically or be used for resale.

© Homeschool Share

Use a map to help you find the following states  
and color them on the map below:

Massachusetts  
Vermont  
Maine  
Connecticut  
New Hampshire  
Rhode Island




# WHERE ARE THE NEW ENGLAND STATES?



Learn more about New England and use these images to make your own mini-book.



# Thanksgiving



Glue this area to  
your lapbook.

# The First



Cut book out as one piece. Fold so that the pictures meet on the front of the book. Cut on solid black lines (between pictures) creating four flaps. Under each flap let your student answer a question about The First Thanksgiving (Who? Where? Why? When?) Note: If your student desires to color this book, it would be best to do so before you cut the flaps.

Fold on dotted line.  
Cut around shape  
of hat. Book will  
open from the top.

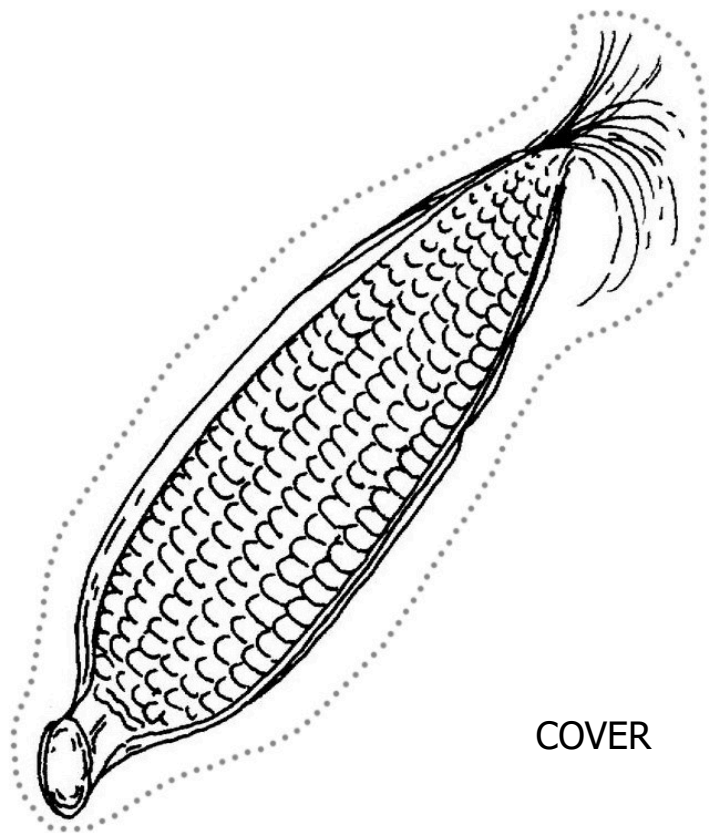
# Thanksgiving Traditions



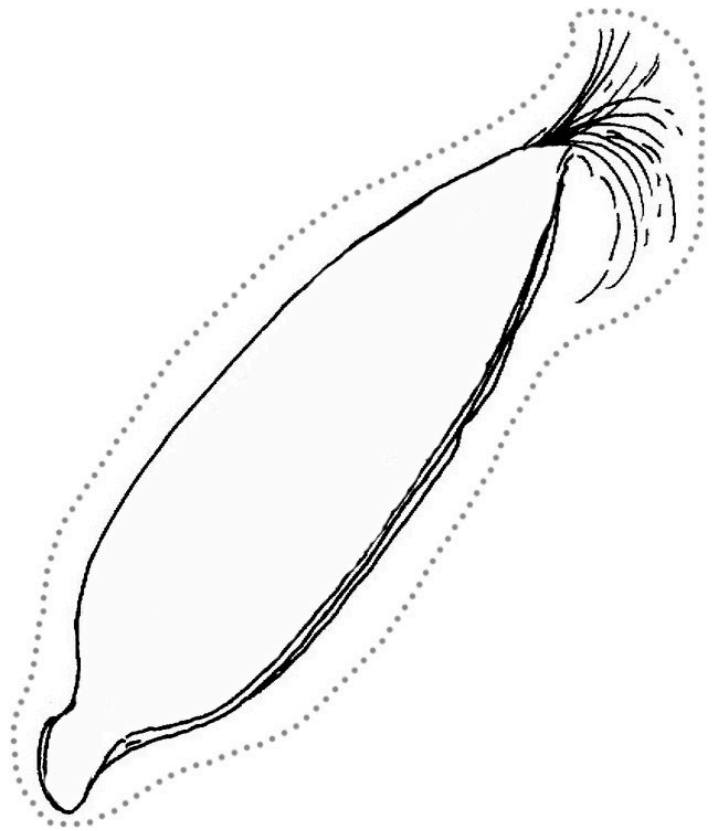
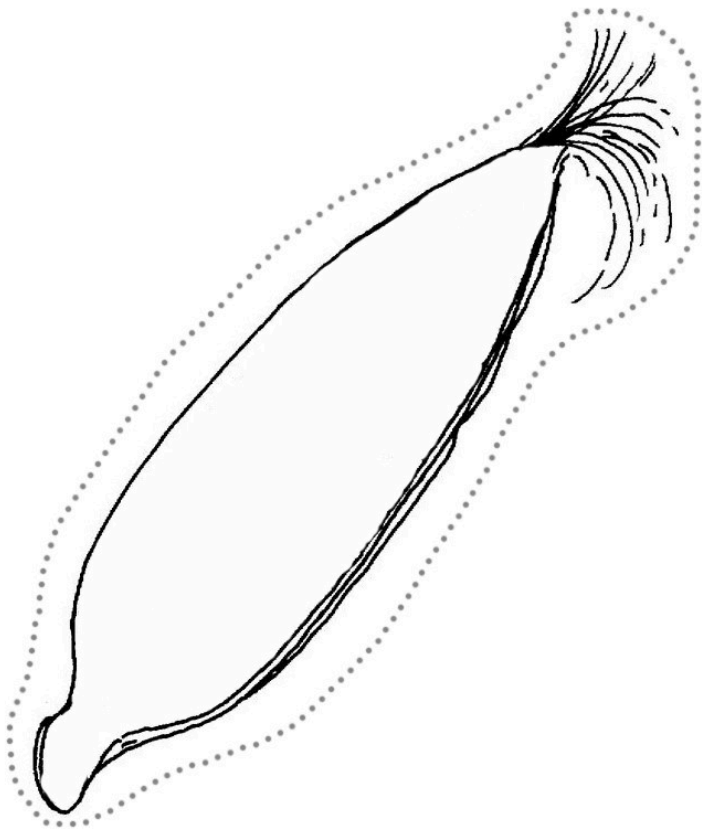
Glue this area to  
your lapbook.



TITLE

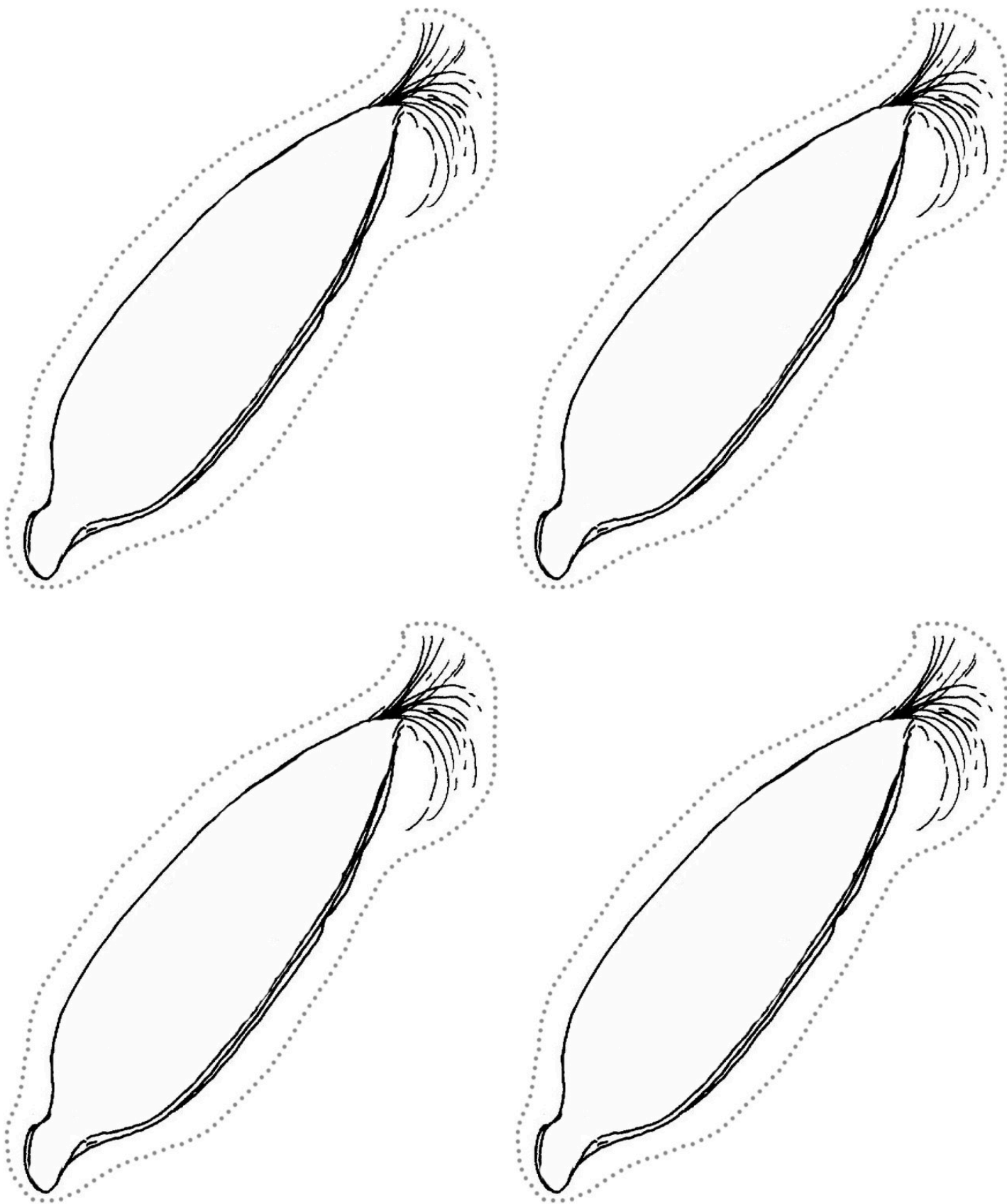


COVER



This is best printed on cardstock. Cut out shapes on the dotted lines. Let your student write reasons why he is thankful on the blank pieces of corn. Stack in order (cover, title, then the reasons your student wrote).





This is best printed on cardstock. Cut out shapes on the dotted lines. Let your student write reasons why he is thankful on the blank pieces of corn. Stack in order (cover, title, then the reasons your student wrote).


# Cranberry Thanksgiving



Whenever Grandmother baked her cranberry bread, she pulled her curtains tight.

Whenever Grand-  
mother baked her  
cranberry bread,  
she pulled her  
curtains tight.

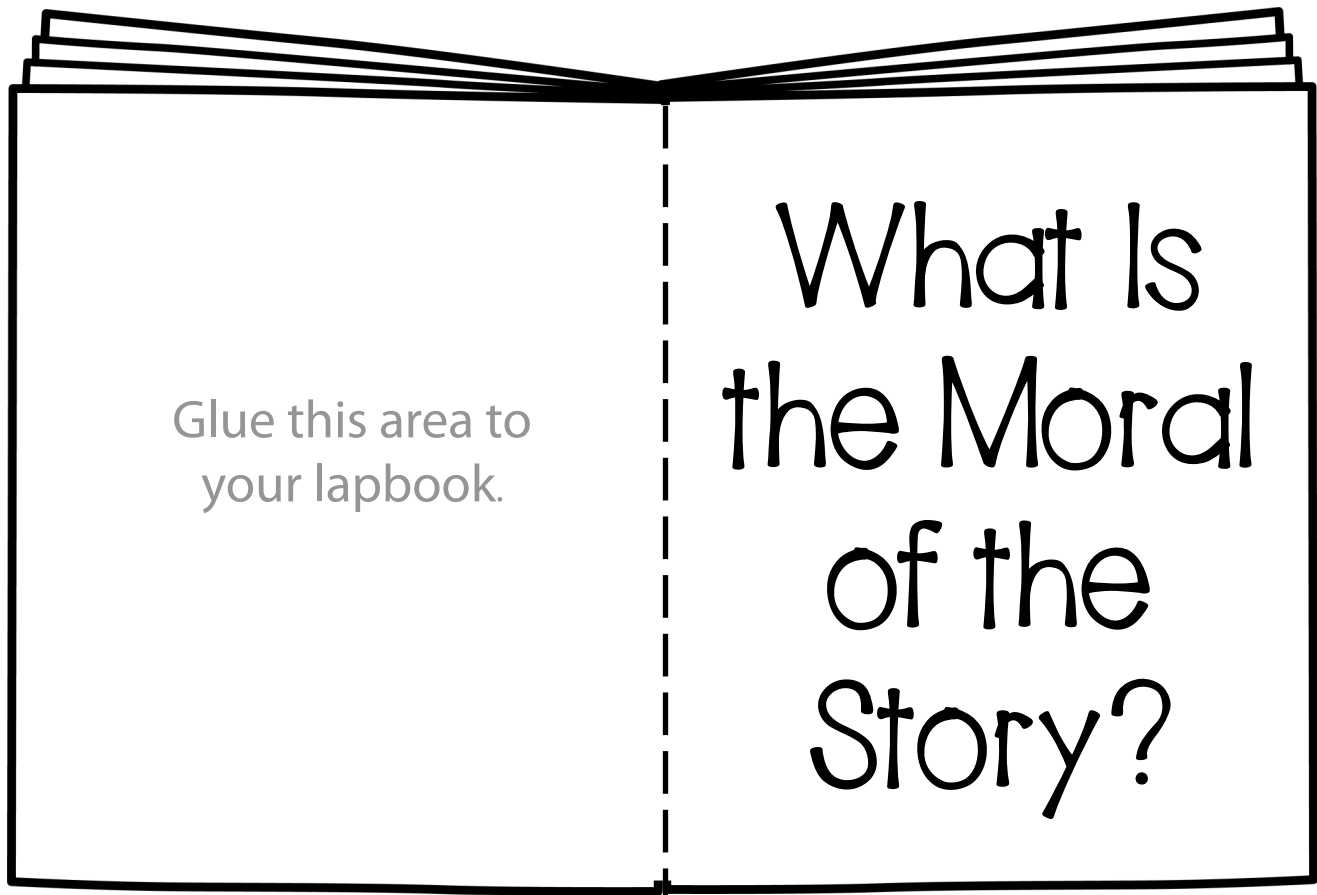
**Directions:** Cut out pocket as one piece. Fold back up. Wrap flaps around the back and glue down.




**Directions:** Cut out books. Fold on lines (matchbook style).



**Directions:** Cut out book. Fold on dotted lines.





You can use this book however you wish. One idea would be to let your student use it for copywork (a verse/passage from the Bible or a quote about being thankful). Cut book out and fold in half.



**Directions:** Cut out rectangles. Stack together (smallest to largest) with cover on top and staple.

# Cranberries




What kinds of products?

Where do they grow?

How are they harvested?

# Berries in a Bag



Estimate how many cranberries are in the bag.

---

Count the berries. How many are actually in the bag?

---

If each bag has 1 pound of berries, why doesn't each bag have the same number of berries?

---

## Floating Berries?

Do you think cranberries float or sink? (Circle one)

Float   Sink

## Bouncing Berries

How high can a cranberry bounce?

Try #1 \_\_\_\_\_ inches

Try #2 \_\_\_\_\_ inches

Try #3 \_\_\_\_\_ inches

Try #4 \_\_\_\_\_ inches

**Directions:** Use images as desired.





## Terms of Use:

This product may be used for your own classroom or personal use.  
It may not be shared as a pdf file, on the web, or in any other way.  
© Homeschool Share

## Lapbook Copyright Thanks:



Clipart.com



CLEE Fonts