


ATTENTIVENESS LAPBOOK



ATTENTIVENESS LAPBOOK

1. Definition File Folder

Use this file folder to record a definition of the word.

2. When Someone Is Speaking

How should we listen? Record answers on the pages.

3. Attentiveness Who's Who?

Read through and discuss the scenarios. Have your student sort them into pockets.

Note: It is also to discuss ways to become more attentive. We can make lists before we go to the store. We can also make lists that order the importance of tasks. What are other ways we can work on attentiveness?

4. An Attentive Boy: Samuel

Learn more about Samuel and record how he was attentive inside the matchbook.

5. Word Search


6. Bible Verse Cards

Print the cards and store in the pocket. If desired, use the cards for copywork.


TERMS OF USE

This product may be used for your own classroom or personal use. It may not be shared as a pdf file, on the web, or in any other way. It should not be recreated or duplicated. © www.homeschoolshare.com

CLIPART AND FONT CREDITS



WHAT IS ATTENTIVENESS?



Directions: Cut book out on solid lines; fold on dotted lines. On the inside of the book, write the definition. Your students can also write what the character quality means in their own words, if desired.

WHEN SOMEONE
IS SPEAKING TO ME



MY EARS SHOULD BE

MY MOUTH SHOULD BE

MY EYES SHOULD BE



PRINT ON CARDSTOCK. Cut each piece out on the solid black lines.

Attach with brass fastener where indicated.


ATTENTIVENESS

WHO'S

WHO?



WRONG



RIGHT



Sam had the responsibility of feeding the family parrot every day after school. He often forgot and his brother would do it for him.	Travis was asked to clean his room. When his dad went in to check, he found that Travis' room was still a disaster.
Carol Lee was asked to pick up the toys in the living room. As she was walking down the hall she noticed that someone had left toys there also, so she put them away, too.	Carris was so attentive during school that she finished her work early and went outside to play.
Asher's mom asked him to go to the store to buy milk, bananas, and cheese. He returned home with just the milk and bananas; he couldn't remember what else his mom wanted..	Freddie's mom was reading to him from his history book. Freddie was doodling in his notebook. When his mom was finished reading, he was able to answer her questions..
Anna was reading a book when she heard crying. She ran to see what it was. David had fallen while climbing a tree. Anna was able to help him home.	Krista's father asked her to shovel the sidewalk so that no one would slip. She noticed that there was a layer of ice under the snow, so she decided to put salt down on the steps after she shoveled.

Cut the book out in one piece (along the solid outer lines). Cut the sentence strips out along the solid outer lines.


Fold the short edge of the book up along the dotted line so that the text is to the outside. Attach the pocket to the main portion of the book (on the right and left sides). Fold the "right" portion of the book over along the dotted line so that the pocket is on the inside. Do the same with the "wrong" portion of the book. The center pocket allows your student a storage spot so he can play this "game" again.

Cut book out. Fold on lines (matchbook style).

SAMUEL

**AN ATTENTIVE
BOY:**

ATTENTIVENESS WORD SEARCH



Directions: Cut on dotted lines. After word find is completed, fold in half. Cut out cover piece and paste on front.


C	A	R	E	F	U	L	L	Y	J	C	K	M
A	V	X	Z	U	R	G	P	H	N	I	L	O
U	I	I	O	V	S	B	R	A	E	A	S	B
T	G	W	Q	E	E	R	E	W	T	T	T	S
I	I	E	Y	W	D	A	P	A	S	T	N	E
P	L	E	R	X	C	O	A	T	I	E	O	R
O	A	D	S	Z	T	D	R	C	L	N	I	V
S	N	Z	T	R	E	E	E	H	Z	T	T	E
A	T	W	E	Y	C	Q	D	F	X	I	N	A
D	M	L	A	D	B	D	K	U	G	V	E	N
H	A	S	R	E	A	D	Y	L	J	E	T	M
D	V	C	S	H	A	H	P	S	F	R	T	A
F	O	C	U	S	E	D	L	A	B	A	A	T

Words to Find

ALERT	FOCUSED	ATTENTION	EARS
LISTEN	CAREFULLY	OBSERVE	READY
PREPARED	WATCH	VIGILANT	EYES

Deuteronomy 12:28

Be careful to obey all these regulations I am giving you, so that it may always go well with you and your children after you, because you will be doing what is good and right in the eyes of the LORD your God.




Proverbs 8:33

Listen to my instruction and be wise; do not ignore it.




Matthew 7:24

Therefore everyone who hears these words of mine and puts them into practice is like a wise man who built his house on the rock.




Proverbs 1:8


Listen, my son, to your father's instruction and do not forsake your mother's teaching.



Cut pocket out as one piece. Fold back up. Wrap flaps around the back and glue down.




Handwriting practice lines consisting of solid top and bottom lines with a dotted midline. There are five sets of these lines.



Handwriting practice lines consisting of solid top and bottom lines with a dotted midline. There are three sets of these lines.

Handwriting practice lines consisting of 12 sets of horizontal lines.



Handwriting practice lines consisting of 4 sets of horizontal lines.