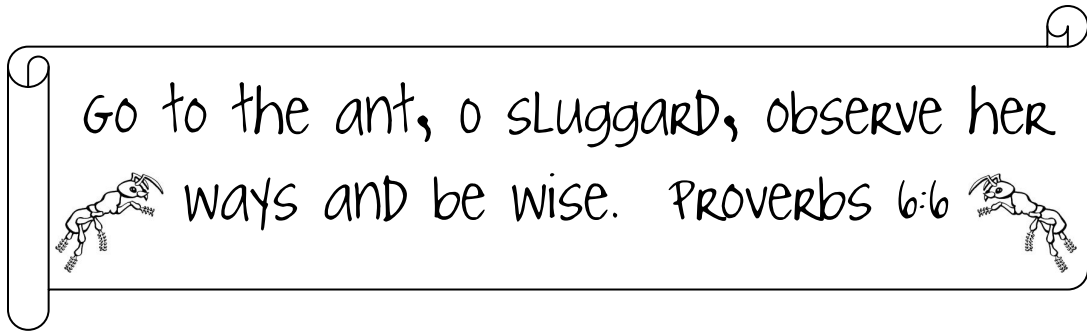


Paste
story
Here

Paste work/play
chart here




Paste venn diagram here



Paste moral copywork here.

Paste vocabulary pull-tabs here.

Cut out book as one piece. Fold in half on the black line. Cut on the dotted lines to form three flaps.

		
		
<i>Grasshoppers</i>	BO-T-#	<i>Ants</i>

Cut out top portion as one piece. Cut out long rectangle with an exacto knife. Cut out bottom portion as one piece. Cut on orange lines. Roll up bottom portion and stick them through the rectangle on the top portion. Video to help- http://www.liveandlearnpress.com/movies/000_0441.mov

THE ANTS AND THE GRASSHOPPER



One bright day in late autumn a family of Ants were bustling about in the warm sunshine, drying out the grain they had stored up during the summer, when a starving Grasshopper, his fiddle under his arm, came up and humbly begged for a bite to eat.


"What!" cried the Ants in surprise, "haven't you stored anything away for the winter? What in the world were you doing all last summer?"

"I didn't have time to store up any food," whined the Grasshopper; "I was so busy making music that before I knew it the summer was gone."


The Ants shrugged their shoulders in disgust.


"Making music, were you?" they cried. "Very well; now dance!" And they turned their backs on the Grasshopper and went on with their work.

After you assemble the bound book, paste the text to the inside. Have your student add his own illustrations for the text.



Print on cardstock. Cut the slits on the dotted line of the FRONT piece. Insert the PULL TABS through the slits. When you glue down the book, make sure to glue only around the outermost edges and not in the center. You want the slider to remain free to move up and down. If desired, have your student draw illustrations relating to the words on the fronts of the pull-tabs.





I can work hard.	I can play hard, too!

Complete chart. Cut out, fold in half, and add title piece.



Moral of the Story

Cut book out. Complete
copywork. Fold in half.
Paste cover piece on, if de-
sired.

There's a time
for work and
a time for play.



Moral of the Story

Cut book out. Complete
copywork. Fold in half.
Paste cover piece on, if de-
sired.

There's a time
for work and
a time for play.

Four sets of handwriting practice lines. Each set consists of a solid top line, a dashed middle line, and a solid bottom line.