






**THE MAN
BEHIND
THE
STORIES**

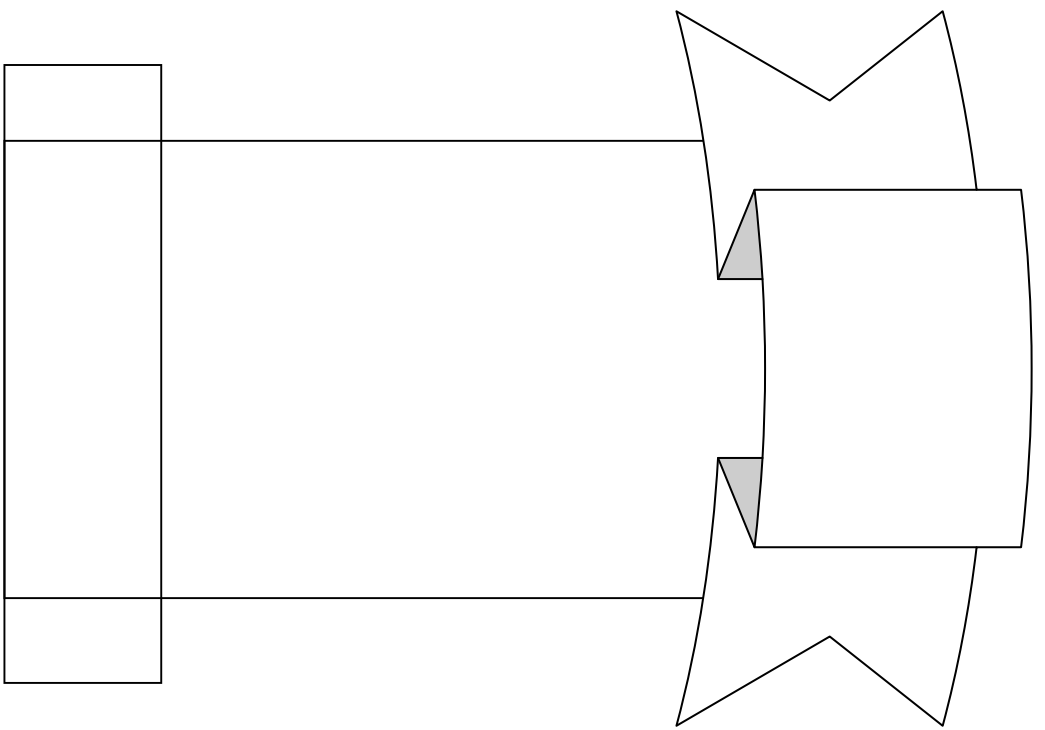





Cut out pieces. Write information about Aesop on each piece. Stack together and staple at top.

.....

How were Aesop's Fables passed down?



Print on cardstock. Cut out both pieces. Cut the slit on the dotted line of the FRONT piece. Insert the PULL TAB through the slit. When you glue down the book, make sure to glue only around the outermost edges and not in the center. You want the slider to remain free to move up and down.