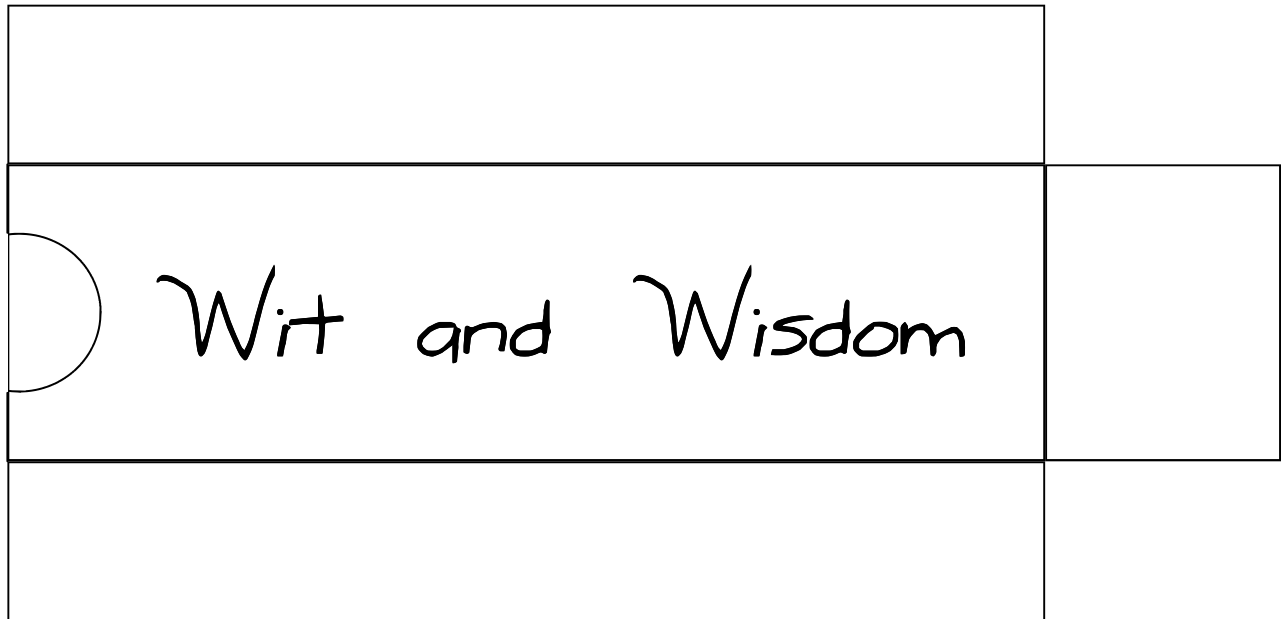


Benjamin Franklin



Cut pocket out as one piece. Fold flap on right side under. Fold top and bottom flaps under. Glue the back of the pocket to your lapbook. Store cards in pocket.



Look ahead or you will find yourself behind.
Would you live with ease, do what you ought and not what you please.
One today is worth two tomorrows.

A good conscience is a continual Christmas.

A slip of the foot you may soon recover, but a slip of the tongue you may never get over.

Early to bed and early to rise makes a man healthy, wealthy, and wise.

Glass, china, and reputation are easily cracked, and never well mended.

He that is good for making excuses is seldom good for anything else.

If you would be wealthy, think of saving as well as getting.

Never leave that till tomorrow which you can do today.

Well done is better than well said.

Cut books out. Fold matchbook style.

Widow Dogood's Writings

Life in Pennsylvania





## On the Run!

How old was Ben when he left?

Why did he leave James?

Where did he go?

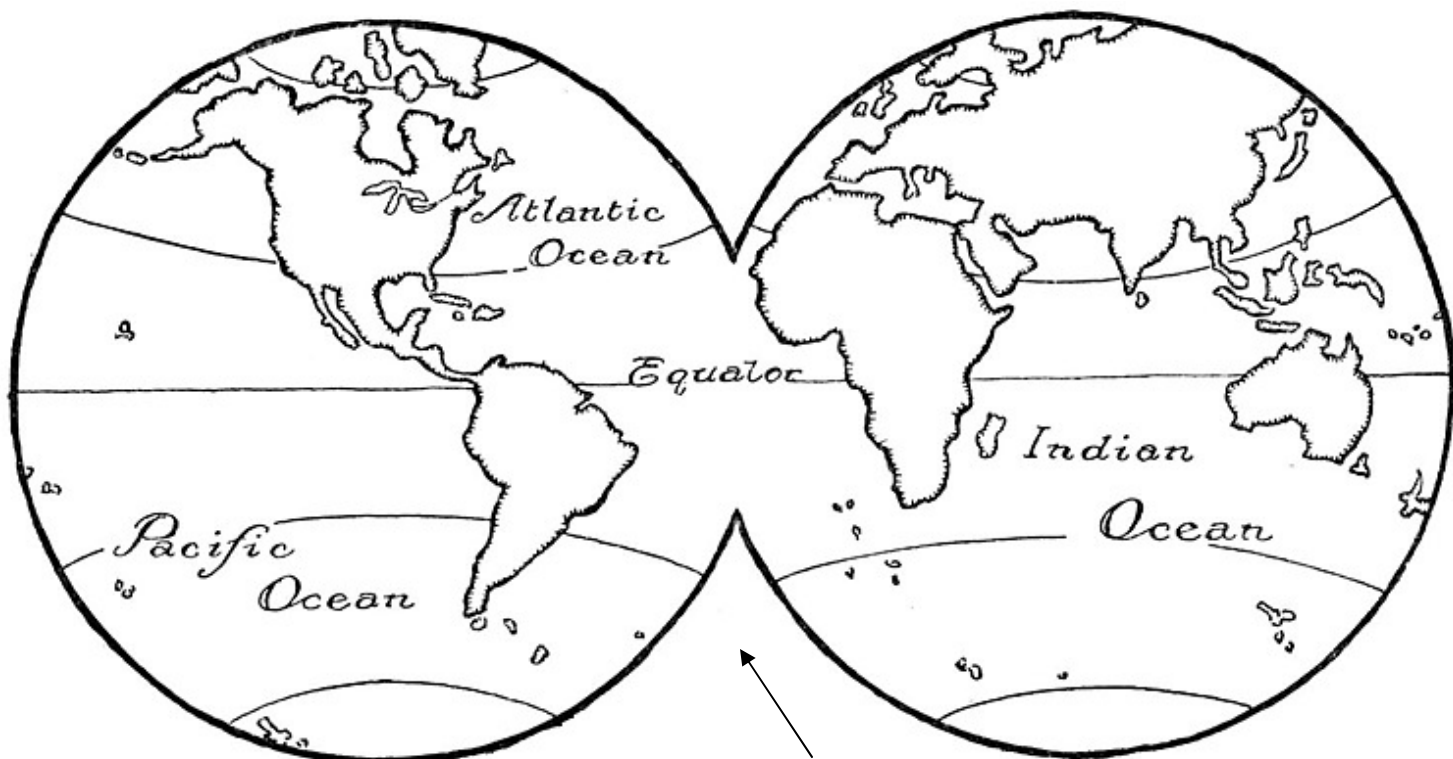
Cut out book as one piece. Fold on solid black line (fold up). Cut dotted line. You should have a space at the top of this book to write a title.

[www.homeschoolshare.com](http://www.homeschoolshare.com)

# Sound Advice

What did it  
mean?

What did Cotton  
Mother tell Ben?



Cut out map as one piece. Fold in half. Cut and paste title piece to the front, if desired. Map Ben's route to London.

# Journey to London


This mini book goes inside  
the book on the next page.

Why did Ben go  
to London?

What happened  
when he got  
there?

What did he bring  
home?

# First Trip to England





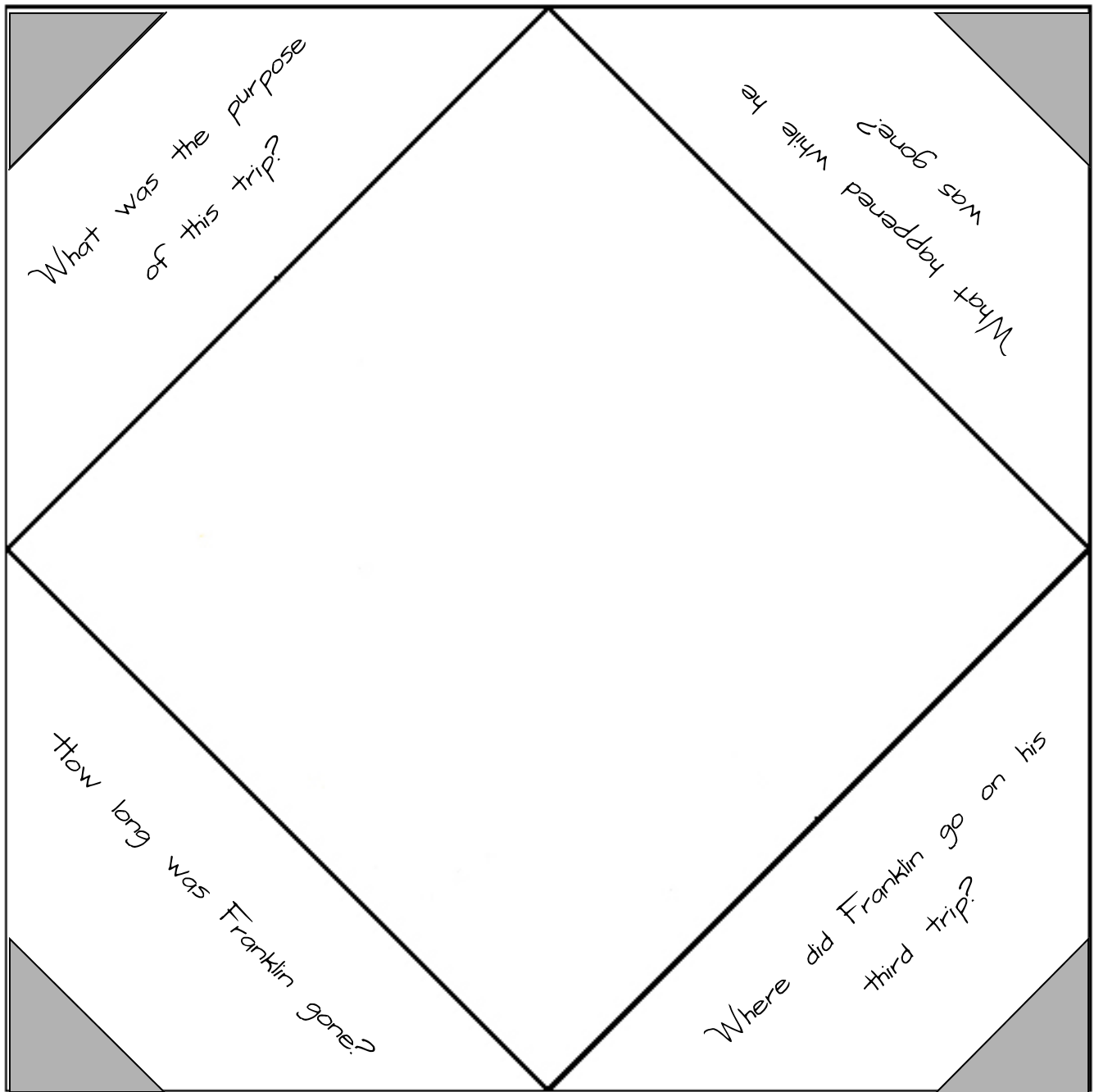
www.homeschoolshare.com

f  
l  
a  
p[illegible]


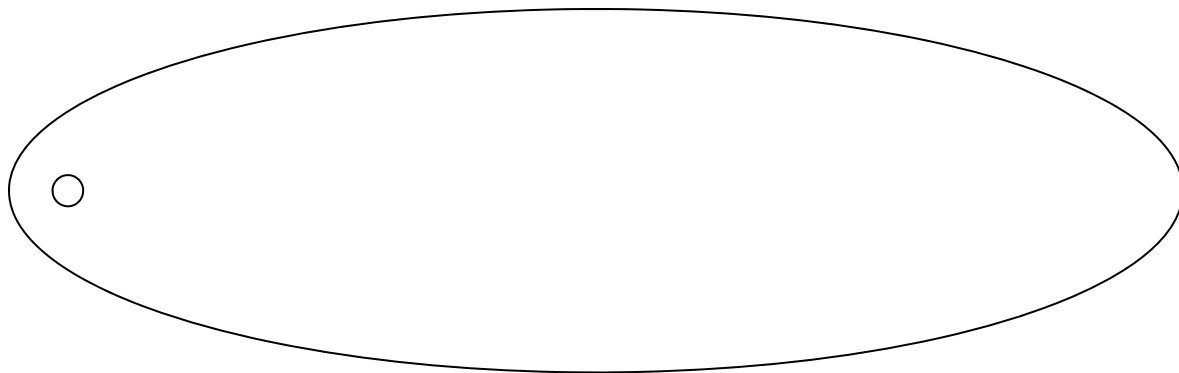


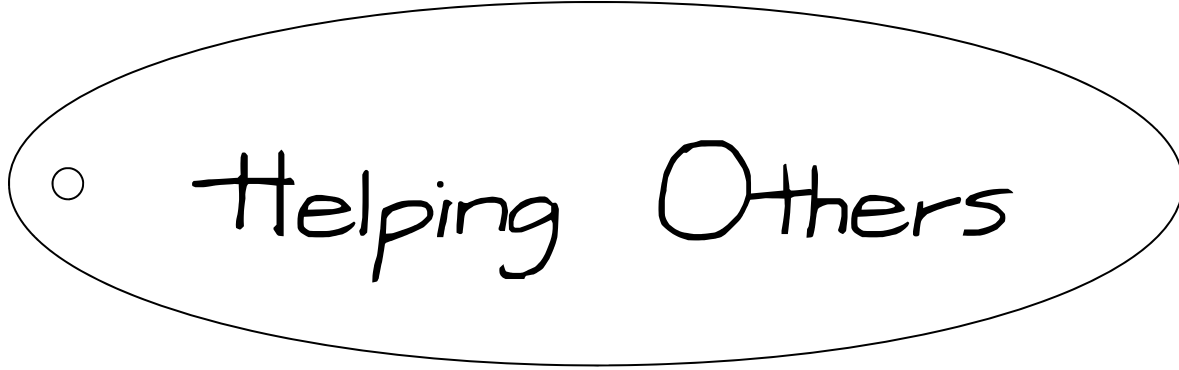
f  
l  
a  
p

We hold these truths to be self-evident, that all men are created equal, that they are endowed by their Creator with certain unalienable Rights, that among these are Life, Liberty and the pursuit of Happiness.

Cut out as one piece. Cut the grey triangles off. Fold each flap so that the words are on the front of the book. After you make the four folds, you will have a square in the middle. Cut and paste title piece (Third Trip) to the square. Answer each question under the appropriate flap.







Third  
Trip



**PRINT ON CARDSTOCK.** Cut each piece out on the solid black lines. Attach with brass fastener where indicated. Write one thing Ben Franklin started to help other people on each piece (library, hospital, fire department, etc).

Cut pocket out as one piece. Fold back up. Wrap flaps around the back and glue down.  
Make vocabulary cards with 4x6 index cards and store in pocket.





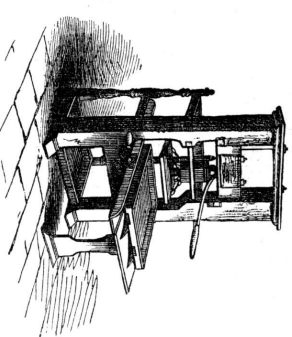
Cut out book as one piece. Fold left side under. Fold right side under (it is the cover). Unfold book. Cut on the two lines between the names to form three flaps.

How long did it last?


What did he do?

What did he receive?

Apprenticeship



Lessons learned  
in Childhood



Cut out book as one piece. Fold like an accordion. Paste back of last piece to lapbook. You should have two areas to write the two lessons Ben learned in childhood (as found in the book).

Cut out book as one piece. Fold left side in. Fold right side in. Open book. Cut on dotted line to form four flaps. Refold book.

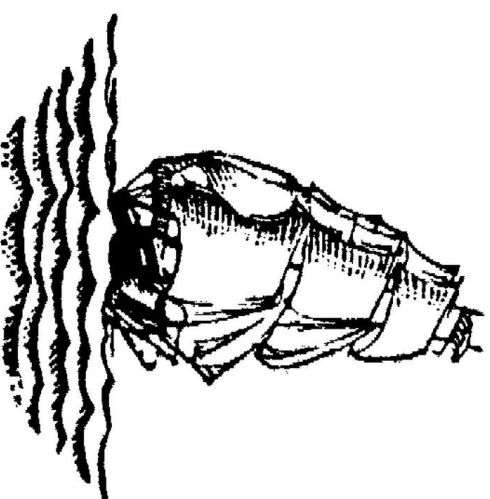
[www.homeschoolshare.com](http://www.homeschoolshare.com)

Why did  
he go?

Who went  
with him?

How long was  
he there?

Second Trip  
to England




Cut books out on solid lines; fold on dotted lines.

Did  
You  
Know?




Did  
You  
Know?



[www.homeschoolshare.com](http://www.homeschoolshare.com)

Did  
You  
Know?



Did  
You  
Know?





Cut hat shape book out as one piece. Fold in half.

Use image of Ben Franklin's birth place as desired.

## DOCTOR FRANKLIN

Now thereby embrace these rules and be happy.

I have the honor to acknowledge the receipt of your letter of the 10th inst. in relation to the purchase of a new set of type for the press of the *Register*. I have the honor to inform you that the same has been ordered and will be delivered to you in due season. I have the honor to be, Sir, your obedient servant,

J. M. Smith

P.S. I have the honor to inform you that the same has been ordered and will be delivered to you in due season. I have the honor to be, Sir, your obedient servant,

J. M. Smith

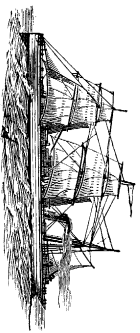


# The Thirteen Colonies

Cut out book below and fold in half. Write about Poor Richard's Almanac inside. Cut out the scroll on the left and write the 13 colonies on the lines. Paste the title piece above the scroll in your lapbook.



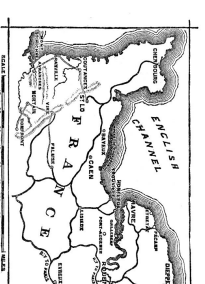
How old was  
Ben Franklin  
when he made  
this journey?



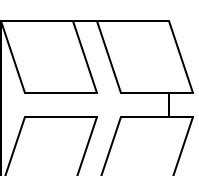
What did  
Franklin take  
with him on  
this trip?


Why did  
George  
Washington ask  
Franklin to go  
to France?

Who went  
with him?



Cut out rectangle as one piece. Cut dotted lines.  
Fold outside flaps in (on grey lines). You will have  
four different sections to write on.





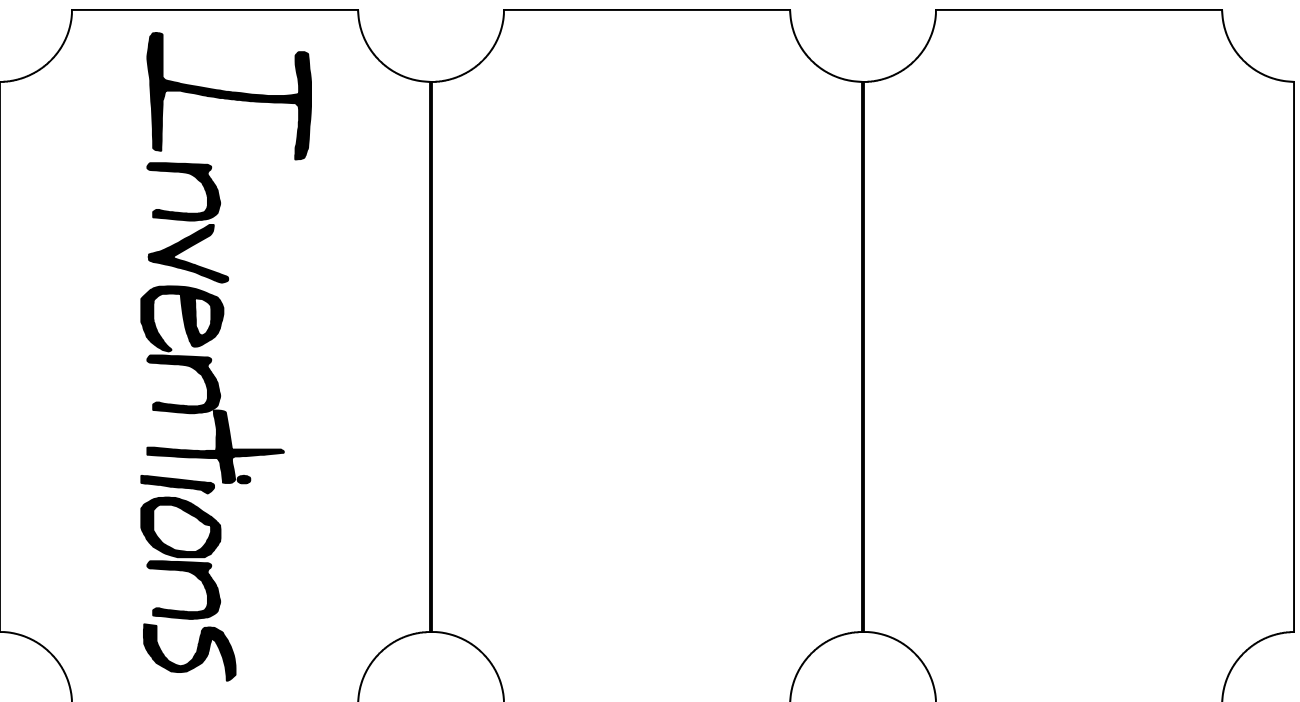
Cut each book out as one piece. Fold in half.

Use picture of Franklin printing press as desired.



Deborah  
Read

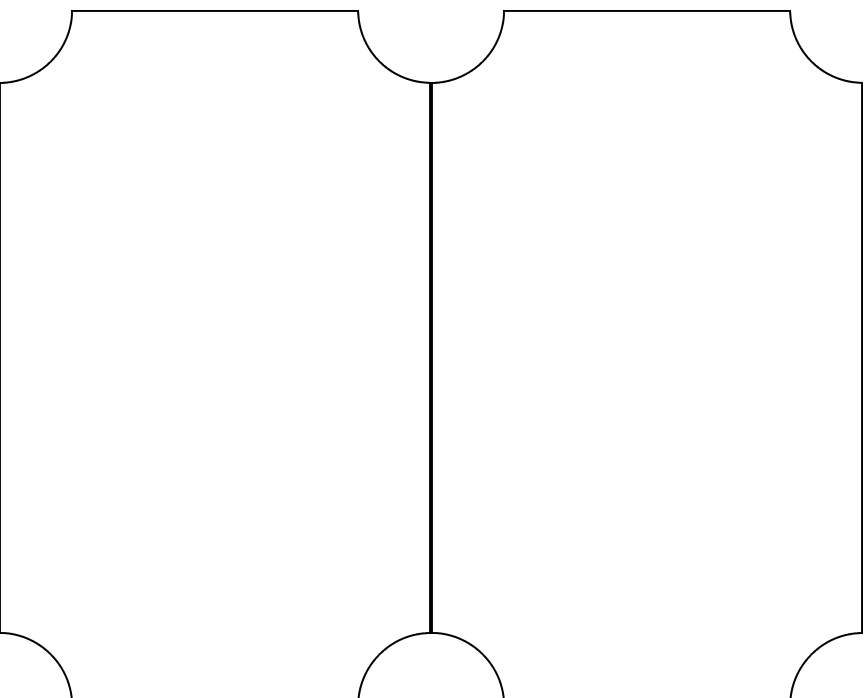




Cut pieces apart. Write one invention on each piece. You may also want to paste a picture if you can find one.

Stack together with cover on top and staple on the side.

[www.homeschoolshare.com](http://www.homeschoolshare.com)



Print onto card stock  
and cut out. Punch holes where  
indicated. Fold on dotted lines.  
To secure book, string a ribbon  
through the holes and tie with a  
bow on the front.

[www.homeschoolshare.com](http://www.homeschoolshare.com)



England

America  
vs.