


# BUFFALO BILL'S WILD WEST.

CONGRESS, ROUGH RIDERS OF THE WORLD.



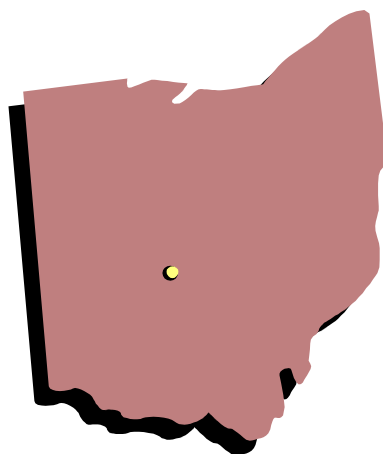
**MISS ANNIE OAKLEY,**  
THE PEERLESS LADY WING-SHOT.

# Who Was Annie Oakley?



*By Stephanie Spinner*

**Real Name**



**Parents**

**Birth Date & Place**


**Siblings**

**Legend**

Cut books out. Fold on lines (matchbook style)

## Chapter 1

### Childhood




## Chapter 4

### 1st Shooting Match






Cut out book as one piece. Fold left side in. Fold right side in. Open book. Cut on dotted line to form two flaps. Refold book.

Infirmary		
"The Wolves"		

**Turkey  
Shoots**

**Market  
Hunter**

Earning  Money

Cut book out as one piece. Fold top under. Fold bottom under. Open book. Cut on solid black lines to form three flaps. Refold so that the cover is on the front.

Cut along solid lines. Fold top flap under. Fold bottom flap under. Unfold bottom and cut on solid line to form two flaps.


[www.homeschoolshare.com](http://www.homeschoolshare.com)

**Shotgun**

**Rifle**

**Buckshot**







You are looking at the outside of the book. Cut shape out as one piece. Fold flaps in using the dotted lines as your guide. Tuck the last flap under so that book will stay closed.



Cut out rectangle as one piece. Fold on solid lines.  
should have a book that opens like the "shutters" on a window.



**George**  
**"The Wonder Dog"**



**Butler & Oakley**

Cut out the three rectangles as ONE piece. Using the black line as your guide, fold the top rectangle down. Fold the left rectangle over. But out graphic and glue on front for a cover.

[www.homeschoolshare.com](http://www.homeschoolshare.com)

## Sitting Bull



Who was Sitting Bull?

---

---

---

---

---

---

---

---

---

---

Describe the  
Battle of Little Bighorn:

---

---

---

---

---

---

---

---

---

---

What happened when he  
met Annie after seeing her  
perform?

---

---

---

---

---

---

---

---

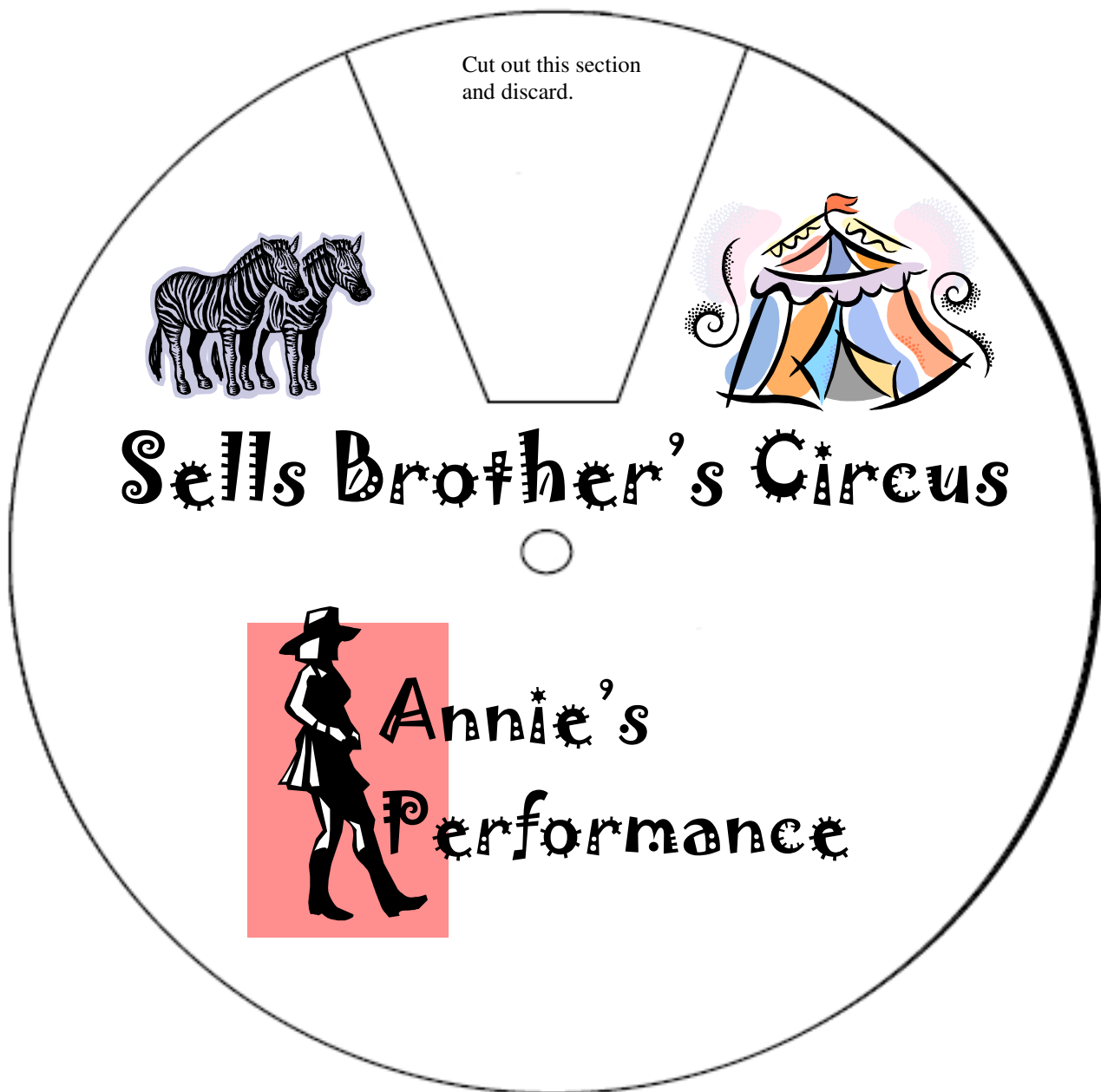
---

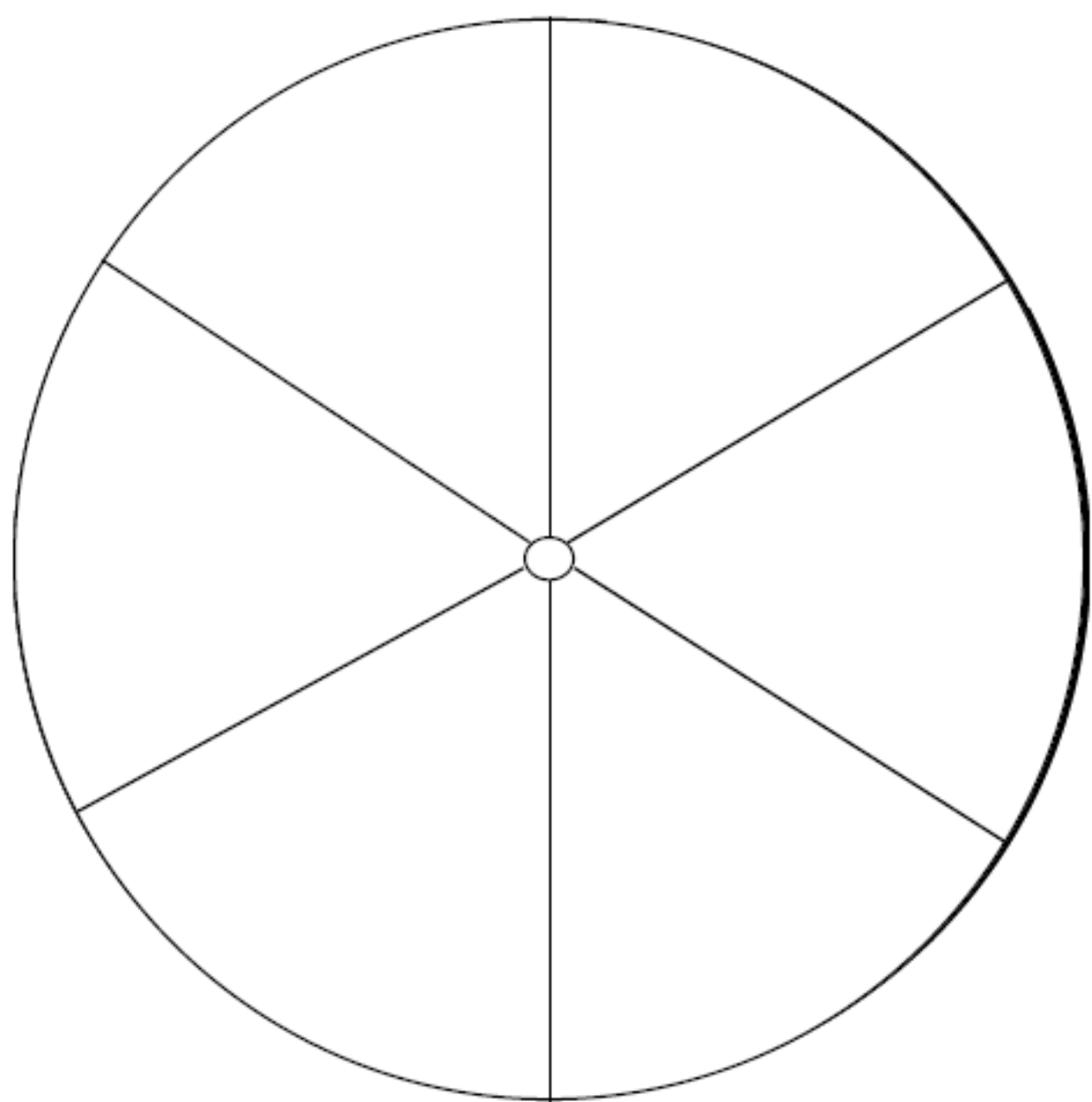
---

Cut out circles. Cut out section labeled below.

To attach circles together, stack circles and push a brad through the small circle.


*\*Fill out each section with the various acts that Annie performed in her circus show.*






B  
u  
f  
f  
a  
l  
o

B  
i  
l  
l




Do NOT print on cardstock. Cut book out. Fold both sides to the middle so that they interlock .


[www.homeschoolshare.com](http://www.homeschoolshare.com)



**Buffalo Bill's Wild West Show**



**CIRCUS**



---

---

---

---

---

---

---

---

**RODEO**



**THEATER**

---

---

---

---

---

---

---

---

---

---

---

---

---

---

---

---

Annie's  
Performance  
with the  
Wild West  
Show



# A Day with Annie



Annie's  
Typical Day  
with the  
Wild West  
Show

Cut out as one piece. Fold in half. Open. Fold ends to the inside. Fold in half again.


# Annie's Costume



Cut book out on solid lines; fold on dotted lines.

[www.homeschoolshare.com](http://www.homeschoolshare.com)





Cut book out on solid black lines. Fold in thirds on dotted

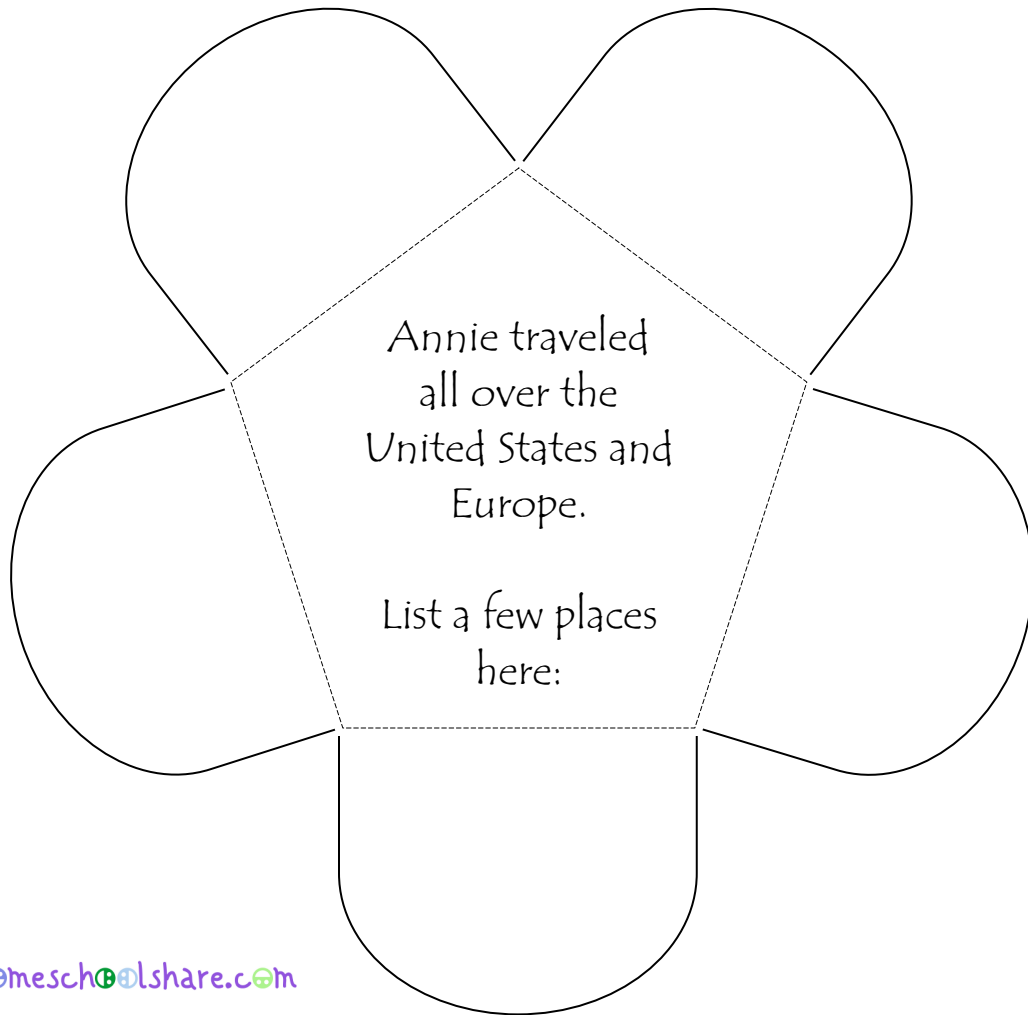
[www.homeschoolshare.com](http://www.homeschoolshare.com)



# Buffalo Bill's Wild West Show

Miss Annie Oakley

Draw Annie's performance in the Wild West Show. Cut out and mount in lapbook.



[www.homeschoolshare.com](http://www.homeschoolshare.com)


Cut shape out as one piece. Write one place on each petal. Fold flaps in using the dotted lines as your guide. Tuck the last flap under so that book will stay closed.



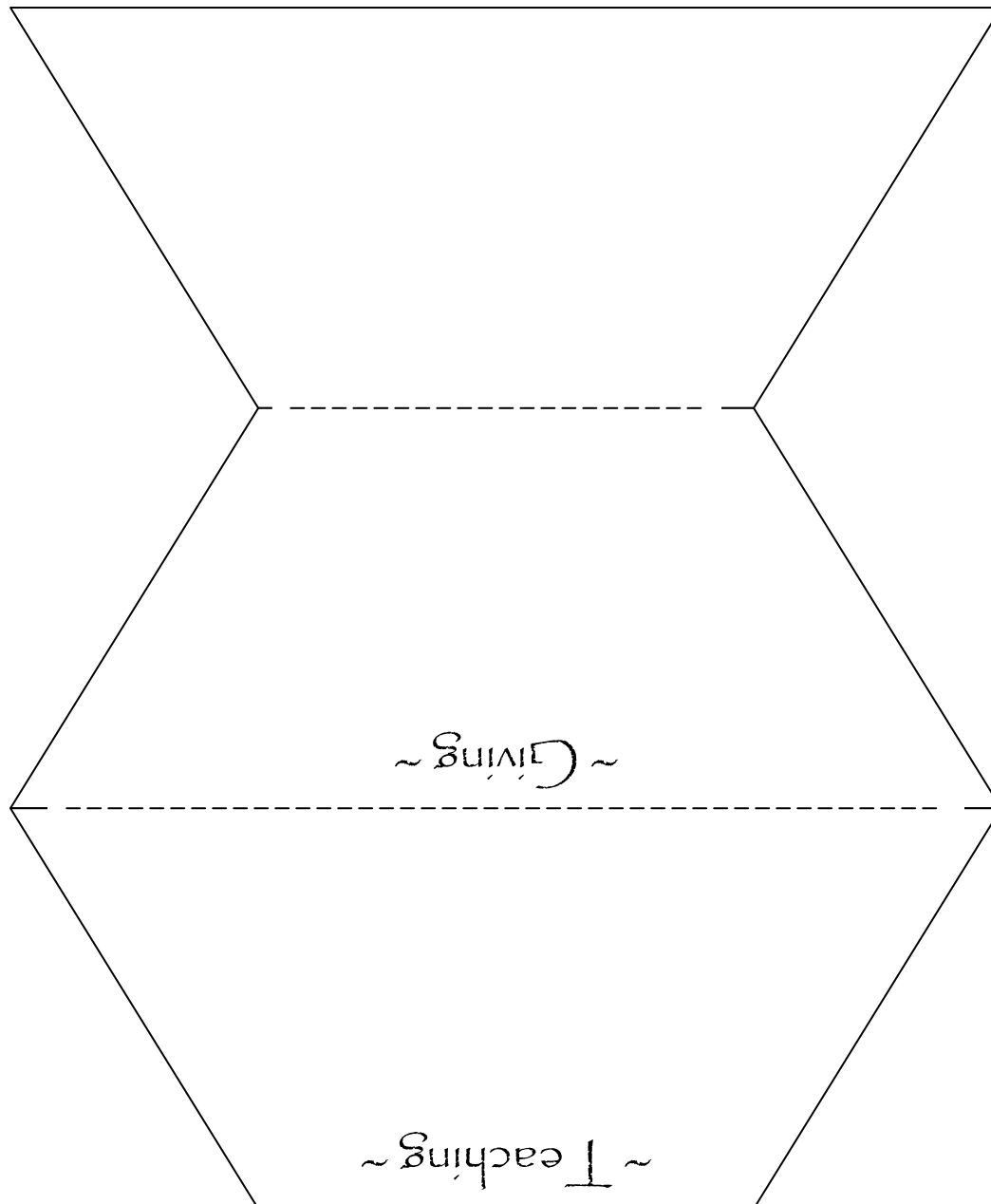
**Set the  
Record  
Straight**



Cut book out as one piece. Fold in half. Use the inside to write.




Cut book out on solid black lines. Fold in thirds on dotted lines. Use graphic as cover.



Cut out shapes on solid black lines. Fold on dotted lines like an accordion (back and forth, back and forth).

[www.homeschoolshare.com](http://www.homeschoolshare.com)

*\*Add important life events to the timeline, include dates.*

<div data-bbox="184 509 457 1403"><p>Timeline Of</p><p>Phoebe Ann Moses's Life</p></div>	<p><i>"Aim at a high mark, and you will hit it." Annie Oakley</i></p>			
--	---	--	--	--

## BOOK REVIEW

DATE: \_\_\_\_\_

TITLE:

---

AUTHOR:

---

FAVORITE PART  
OF BOOK:

---

---

---

---

---

RATING:



READER:

---



## BOOK REVIEW

Book review form can be folded in half and the square cover can be glued on or you may leave the form unfolded.