

Amanda Bennett's

# Thanksgiving Unit Study

Lapbook & Notebook Helps



**Pages 2-3** vocabulary notebook Page & Matchbooks

**Pages 4-13** week one Templates

**Pages 14-26** week Two Templates

**Pages 27-34** week Three Templates

**Pages 35-42** week Four Templates



**Page 43-** "I Am Thankful" Journal

Use this page to record your blessings!


**Page 44-** Thanksgiving Book Log

Use this page to record the books you read throughout the unit.

[illegible]



Words of Wisdom






King David



Thanksgiving

Think of four Thanksgiving traditions you have. Write one on each section. Cut strip out as ONE piece. Do the same for the strip on the next page. Glue as indicated and accordion fold.



# Thanksgiving celebration

Week One Day One

---

---

---

---

---

---

---

---

---

---

---

---

---

---

---

---

---

---

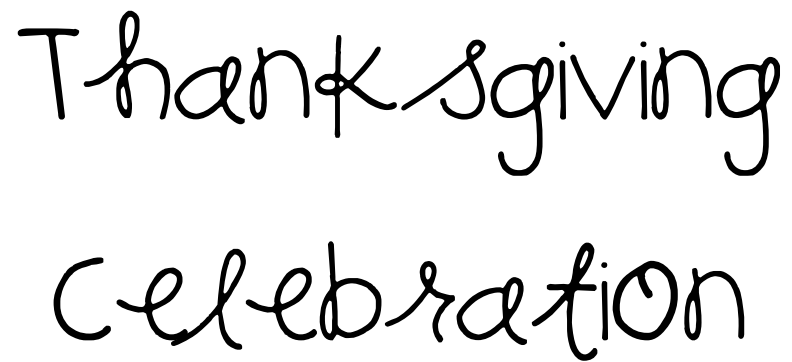
---

---

You can use the Notebooking page (next page) as an alternative to this accordion minit book.

Glue to the back of the first strip (at the bottom).

The image shows two blank, lined pages for notebooking. Each page is rectangular with rounded corners and contains ten horizontal lines for writing. The pages are stacked vertically, with the top page slightly offset to the right relative to the bottom page. The lines are evenly spaced and extend across the width of each page.



Week One Day Two





What did he  
do to protest  
the church?

---

Cut book out as one piece. Fold  
shutters so that the words are on  
the front of the book.

Answer questions under the flaps  
and glue the picture of Martin Luther  
to the center of the book.

---

When did  
**Martin Luther**  
live?






# William Brewster

Week One Day Three

Who were the  
Separatists?



How would you feel  
if you were forced  
to attend  
the government's  
church?



**Week One Day Three**

Week One Day Four



Leiden, Holland

What do we call Holland today?

---

**The separatists moved**  
**from \_\_\_\_\_ to**  
**\_\_\_\_\_ . They**  
**stayed in Holland for**  
**\_\_\_\_\_ years.**




*Journey to*  
**Holland**





**John Smith**

**Week Two Day One**



Why did the separatists  
decide to leave Holland?



# Leaving for the new world





Handwriting practice lines (18 rows).



Handwriting practice lines (8 rows).



# William Bradford

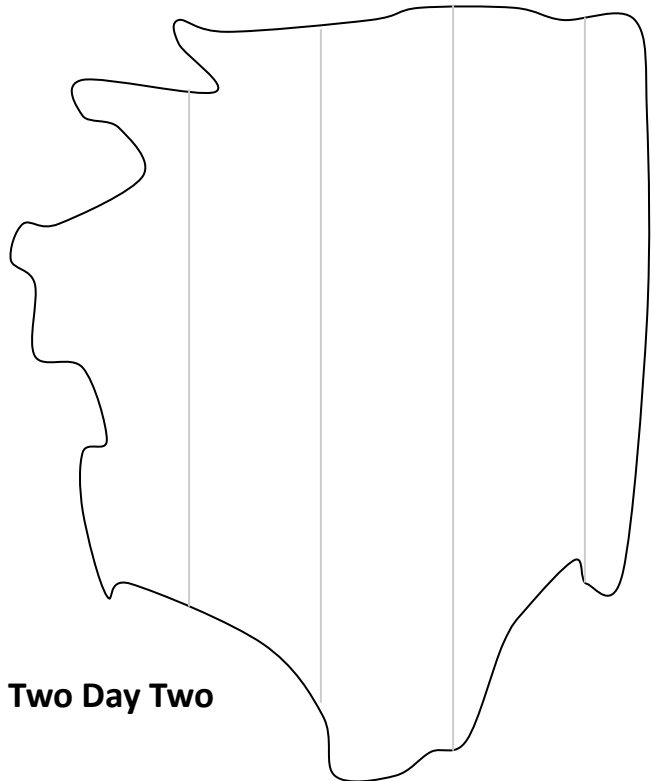

How did the  
Separatists fund  
their trip to the  
new world?




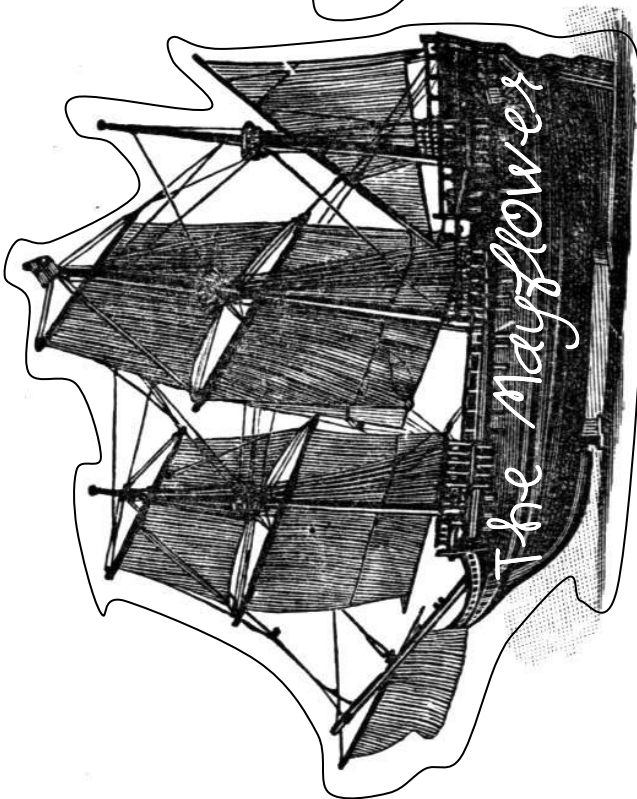
Week Two Day Two

Cut out each ship shape. Write one *Mayflower* fact on each shape. Consider some of the following questions:

Why did the *Mayflower* have to turn back? Who was born on the *Mayflower*? What were the dangers of the ocean? Did anyone die on the *Mayflower*? Use the link provided in the unit study to gather your facts!





**Week Two Day Two**



Week Two Day Two



Who sailed on the Mayflower?





# John Carver


**Week Two Day Three**

## Week Two Day Three

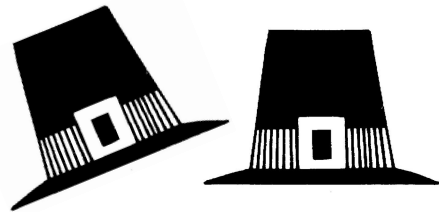
Cut out book on solid lines and fold matchbook style.

What's the Difference?

Saints



Strangers



Cut book out as one piece. Fold on solid black line. Unfold and cut on dotted line to form two flaps.

**Week Two Day Three**

When did the  
***Mayflower***  
set sail?



When did the  
***Mayflower***  
arrive in  
America?



# Miles Standish

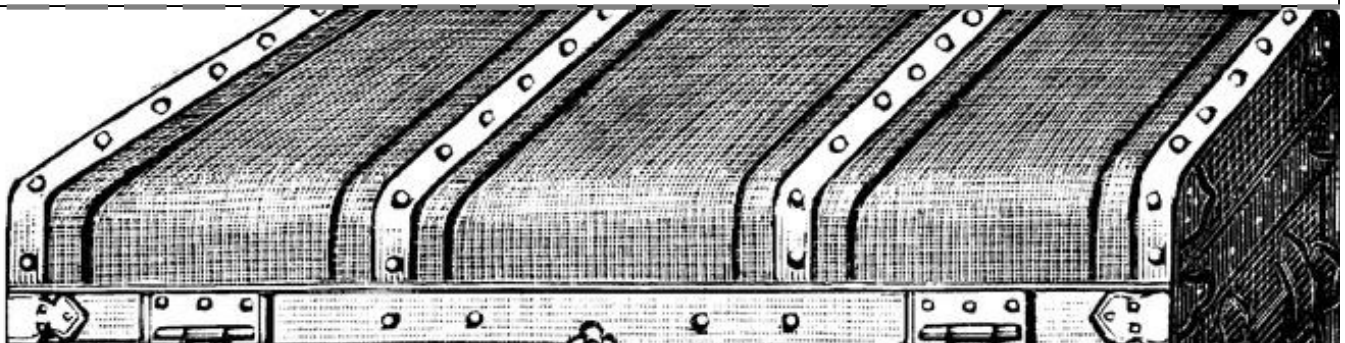

Week Two Day Four



Week Two Day Four

# The *Mayflower*





Cut book out as one piece. Fold on the dotted lines so that you can see both parts of the trunk. Cut the extra white area off; you need to do this AFTER you fold so that the shape of the book is consistent. Use with Read & Discover #2.

**Week Two Day Four**



Mark **Massachusetts**  
on the map of North America.

**Week Three Day One**




Mark *Plymouth* and *Cape Cod* on the map.

**Week Three Day One**

Use the next two pages for the story writing activity found in  
**Read & Discover #1.**

Land HO!

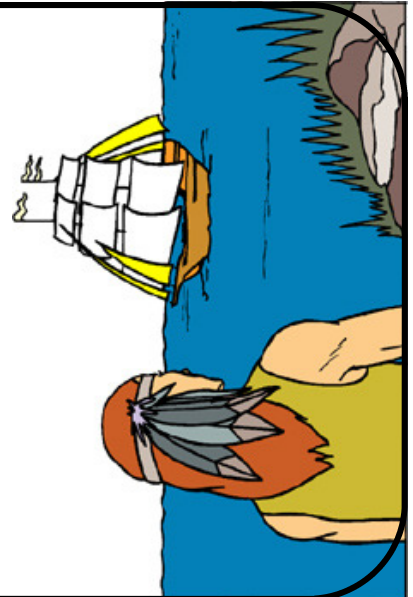


This image shows a single sheet of white paper with horizontal blue or grey ruling lines. The lines are evenly spaced and run across the width of the page. There is no handwriting or other markings on the paper.




## Priscilla Mullins

Who Was  
**Samoset?**



# Wampanoag Indians



Food


What English words come from  
words borrowed from the  
language of the Wampanoag?

Language

Housing



## The Pilgrims' First Winter in Plymouth



Who was  
**Squanto?**

How did  
**Squanto**  
help the Pilgrims?

# Pilgrim Clothing



Label the pilgrim clothing. Use the link found in Read & Discover #2.

**Week Three Day Four**



**George Washington**

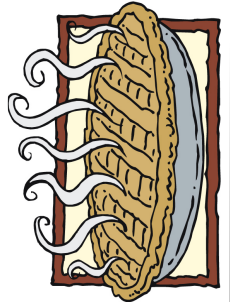
*What day did*

**George  
Washington**

*set aside as a*

*special day to give*

*thanks to **God?***





What crops  
did the  
Pilgrims  
plant?

# Pilgrim House

Week Four Day Two


What  
happened in  
**October 1921?**



Who  
attended  
this big  
celebration?



What foods  
were served?





# Massasoit

What supplies  
should the new  
settlers in 1822  
bring to Plymouth?




What is the date of  
**Thanksgiving** this  
year?




Thanksgiving is observed  
on the fourth Thursday  
of November. Who signed  
this into law and when  
was it signed?

**Week Four Day Four**

Whom should we thank  
for America's blessings?






**Edward Winslow**


**Week Four Day Four**



## This image shows a single sheet of white paper with horizontal ruling lines. The lines are evenly spaced and run across the width of the page. There are no margins, text, or other markings on the paper.



This image shows a single page of white paper with horizontal blue or grey ruling lines. The lines are evenly spaced and run across the width of the page. There is no handwriting or other markings on the paper.



I Am Thankful





# Thanksgiving

[illegible]