

The Tale of Peter Rabbit

by Beatrix Potter



Language Arts

Author Study: Beatrix Potter

Beatrix Potter was an English author who wrote many animal fantasy stories, including the very popular *Tale of Peter Rabbit*.

Beatrix Potter's parents were interested in nature. She had one brother, Bertram, and they were allowed numerous pets as children. At one time they had a frog, two lizards, water newts, a snake, a tortoise, and a rabbit. All the pets were carefully studied by the children, and Beatrix sketched and painted the animals over and over again.

They were also allowed to explore the fields and woods, and in doing so, they learned about plants and animals from their own observations. They even trapped and tamed some animals! Potter learned to love nature at a young age. Her love of nature is evident in her stories and paintings.

If you can, locate books in your library about Beatrix Potter's life and read them with your student throughout your study.

Lapbook Components:

What I Know About Beatrix Potter

Beatrix Potter's Pets

You may want to do some research to add even more animals to your mini-book. She had all kinds of pets!

Read other tales by Beatrix Potter this week. Compare and contrast them with *The Tale of Peter Rabbit*. What does your student notice about each book that is similar? (woodland animals, animals with human characteristics, watercolor paintings). All these similarities comprise Beatrix Potter's style.

Lapbook Component: My Favorite Beatrix Potter Tale

Ask your student to use this mini-book to narrate his favorite Beatrix Potter story.

Language Arts

Classic Story

The story of Peter Rabbit was first found in a letter written by Beatrix Potter to Noel Moore (the son of her former tutor). Seven years after Beatrix wrote the letter to Noel, she remembered it and tried to get it published into a little picture book. She was finally successful in 1902. Children have been enjoying the story ever since!

Determine, with your student, how long *The Tale of Peter Rabbit* has been in print. Is that a long time? Does your student know anyone as old as this story?

When literature stands the test of time, it is called *classic*. What other classic literature do you have on your shelves? Pull some books down and look at the copyright dates with your student. Can you find books that have been in print for 30 years? 40 years? Wow! Those are true classics.

Lapbook Component: Classic Stories We Love

Copywork

Encourage your student to complete the copywork page in his very best handwriting. If your student is older, ask him to choose a passage from the story that he wants to copy on to his own paper.

Listmaking

Can your student remember all the crops that grow in Mr. McGregor's Garden? Make a list from memory. Read the story again and add the vegetables that were forgotten.

Lapbook Component: Mr. McGregor, How Does Your Garden Grow?

Letter Writing

Write a letter of apology to Mr. McGregor after you complete the math lesson.

Social Studies

Geography: England

Beatrix Potter was born in London. For three months each summer Beatrix Potter's father leased a home in the countryside of England or Scotland. This is obvious in Potter's story illustrations which celebrate country life and British landscapes. *The Tale of Peter Rabbit* is set in the English countryside.

Take some time during your study to learn a little more about England by doing some of these things:

1. Locate England on a map or globe.
2. Read library books about England.
3. Look for images online of England's Lake District (where Potter vacationed as a child)

Lapbook Components:

Setting of the Story Matchbook

Where in the World is England?

Sites to See in England

Rules in Your Home

Mrs. Rabbit told Peter, "you may go into the fields or down the land, but don't go into Mr. McGregor's garden." Why do families have rules? Why did Mrs. Rabbit have this rule? ("Your Father had an accident there; he was put in a pie by Mrs. McGregor.")

Discuss the rules in your home and the reasons behind those rules.

Lapbook Component: Rules and Reasons Chart

Science

Garden Tools

Look through the illustrations and point out the garden tools found in the story (watering can, rake, hoe, sieve, etc.). What other tools are necessary or useful for garden work? (gloves, boots, hose, hand trowel, etc.). Discuss these with your student.

Lapbook Component:

Garden Tools

Use the inside of the book to list various tools needed for garden work.

Garden Creatures

Rabbits are not welcome in gardens. Why does your student think this is true. Was Peter welcomed by Mr. McGregor? Why not?

Unwanted creatures are known as pests. Some common garden pests include: Japanese beetles, caterpillars, slugs, aphids, cutworms, and rabbits!

You can also find good guys in the garden, including these fab five:

Ladybug: a ladybug helps the garden by eating lots and lots of aphids.

Praying Mantis: this insect eats has a huge appetite and eats caterpillars and moths and destructive garden pests.

Spider: eats a variety of insects.

Frog and Toad: frogs and toads gobble gobs of insects including flies, earwigs, grasshoppers, pillbugs, cutworms, and lots of beetles.

Earthworms: earthworms turn organic matter (leaves, parts that fall off the plant, etc.) into food for the plants; they also loosen the soil and add air to it which is exactly what plant roots need.

Rabbits!

Read *Rabbits, Rabbits, and More Rabbits* by Gail Gibbons and complete the lapbook pieces.

Math

Garden Planning

Peter Rabbit ate many of Mr. McGregor's garden vegetables and now Mr. McGregor needs help planting a new garden,

Help Mr. McGregor by choosing five different kinds of vegetables to plan. Use Unifix cubes to help you plan your garden and plan as many seeds as possible on the grid.

Be sure to leave an empty row between your plantings so that there is room to walk in the garden to water and weed. When you have finished planning your garden, use colored pencils or crayons to color the grid.

When the garden is complete, write a letter of apology to Mr. McGregor and explain what you planted in the garden for him to replace the vegetable Peter ate.

Use the images below (from other Beatrix Potter tale) as desired.



Print onto card stock



and cut out. Punch holes where indicated. Fold on dotted lines. To secure book, string a ribbon through the holes and tie with a bow on the front.

Write facts about Beatrix Potter on the inside of the book.



www.homeschoolshare.com

What I Know About Beatrix Potter






Cut out strips. Complete information. Glue as indicated. Fold like an accordion and paste back of last piece to your lapbook.



Glue to back of next strip



THE TALE OF PETER RABBIT

Once upon a time there were four little Rabbits,
and their names were – Flopsy, Mopsy, Cotton-
tail, and Peter.

Once upon a time

there were four

little Rabbits, and

their names were –

Flopsy, Mopsy,


Cotton-tail, and

Peter.

Cut on solid lines. Fold on dotted lines (matchbook style).

www.homeschoolshare.com

Setting of the Story		
Beatrix Potter's Pets		
How many days is a fortnight?		




Garden Tools

Directions: Cut strip out as one piece. Fold like an accordion. Glue back of last piece to your lapbook.

[illegible]

Garden



Helpers

Ladybug

Praying Mantis

Spider

Spider	
	Earthworm

You are looking at the inside of the book. Cut out as one piece. Paste pictures in correct spots. Fold left side in. Fold right side in. Fold top down. Paste cover piece on top. There are two extra places included. Glue these on outside flaps, if desired.

www.homeschoolshare.com

Big Ben



Sites to See
in England



London Bridge

Buckingham Palace

Stonehenge

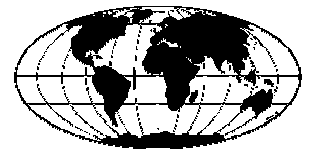


Windsor Castle

White Cliffs of Dover

Is
England?

Where
in
the
World. . .



What continent is England on?

Find England on the map and color it in.

Cut out shutter book and map on solid lines.
Fold shutter book on dotted lines so that words
are on cover. Glue map into book under shutters.



[illegible]

Rabbits Mini Books

Use these with Gail Gibbons' book, *Rabbits, Rabbits, and More Rabbits!* or do your own research. *Note: The first page in the book is from an evolutionary perspective.*


www.homeschoolshare.com

Why the
White Tail?



Predators

How high can
a rabbit jump?



Eyes




Ears

How fast can
a rabbit run?

What do
rabbits do
at night?



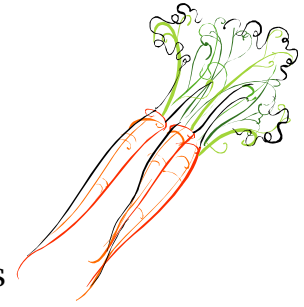
What is
nocturnal?



Cut book out as one piece. Fold left side in. Fold right side in. Fold top down. Write the various things rabbits eat inside the book.

Planning Mr. McGregor's Garden

Peter Rabbit ate many of Mr. McGregor's garden vegetables and now Mr. McGregor needs help planting a new garden.



Help Mr. McGregor by picking 5 different kinds of vegetables to plant. Use Unifex cubes to help you plan your garden and plant as many seeds as possible on the grid. Each square on the grid represents 1".

Be sure to leave an empty row between your plantings so that there is room to walk in the garden to water and weed. When you have finished planning your garden, use colored pencils or crayons to color the grid and finish planning your garden. Pick the vegetables you want to plant from the list below. You can choose the Unifex cube color to represent that vegetable (be sure to choose a different color for each vegetable).

When the garden is complete, please write a letter of apology to Mr. McGregor and explain what you planted in the garden for him to replace the vegetables Peter ate.

Seed to Plant	Unifex Cube color	Planting distance
Lettuce		1 inch apart
Peas		2 inches apart
Broccoli		2 inches apart
Lima Beans		3 inches apart
Green Beans		3 inches apart
Cucumbers		2 inches apart
Cabbage		2 inch apart
Carrots		1 inches apart
Pumpkins		3 inches apart

Mr. McGregor's Garden

Use the directions on the previous page to “plant” vegetables in Mr. McGregor’s garden. Each square represents 1”. Remember to leave an empty row between plantings so there is room to walk in the garden.

Date _____

Dear Mr. McGregor,

Sincerely,
