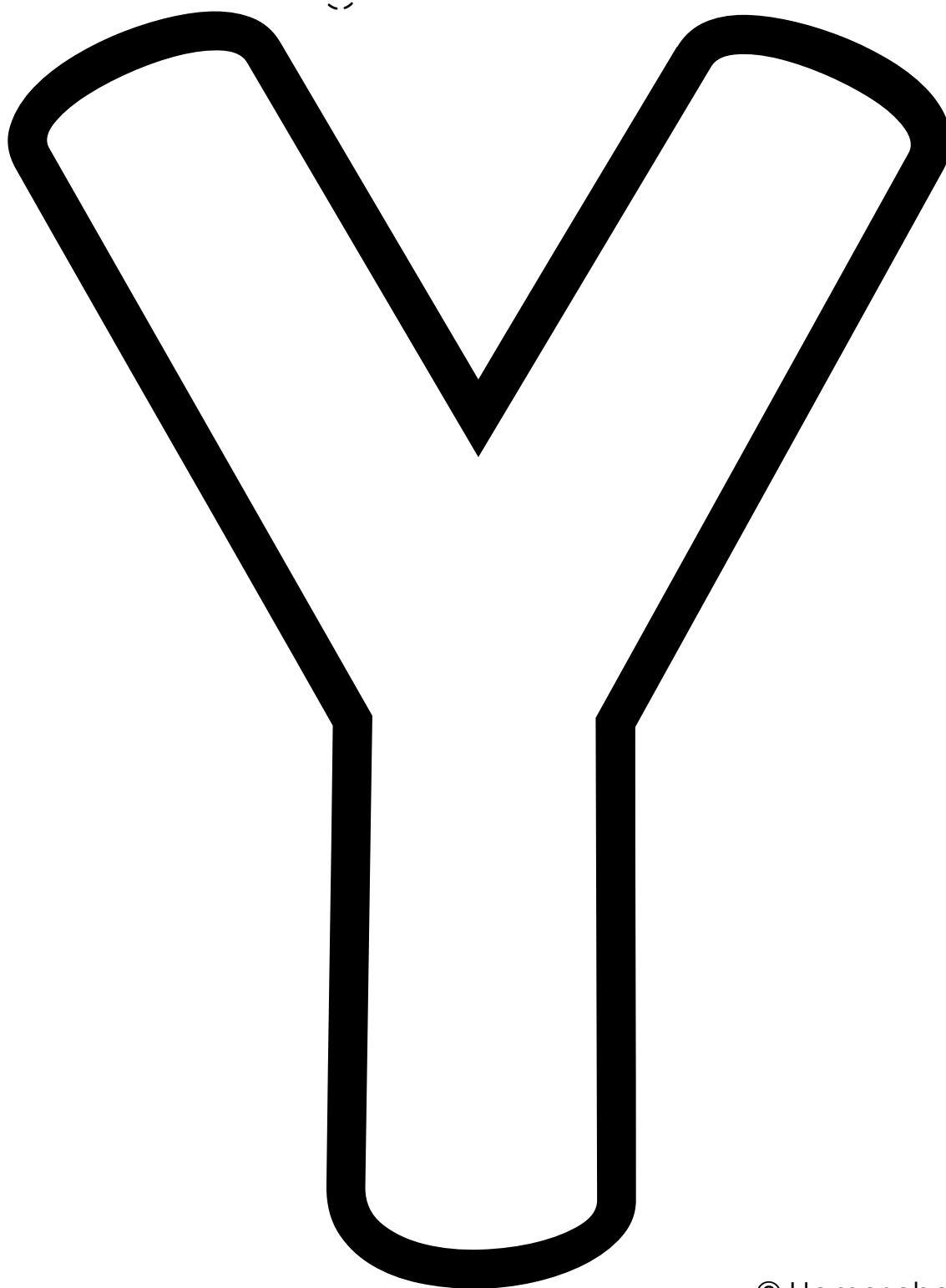


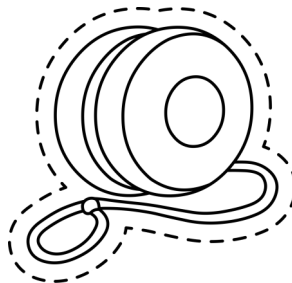

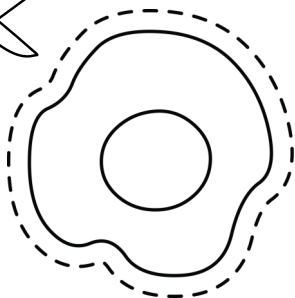
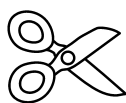



Directions: Cut and paste the Y images to the Y. Paste the Y in your notebook.



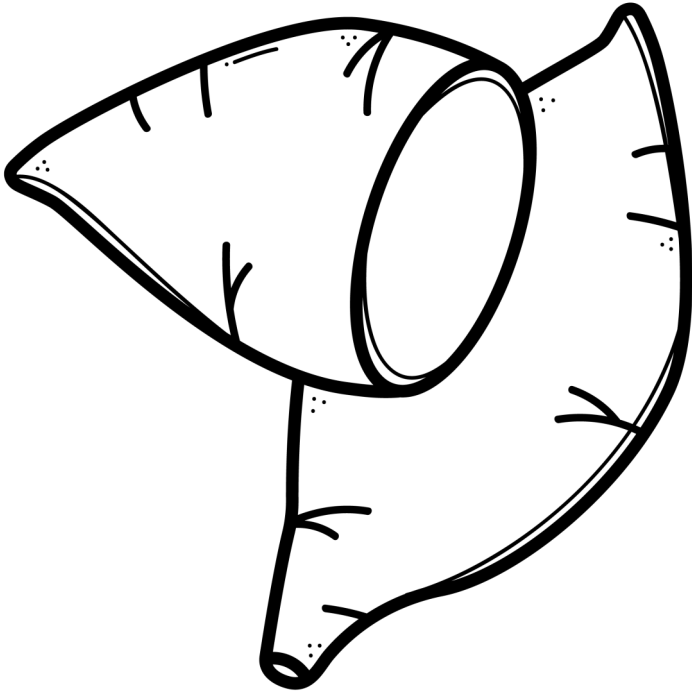
is for yogurt.

Y




is for yam.

Y



My Letter



Book

is for yawn.

Y




Find the Letter

Directions: Cut out the book as one piece. Fold in half. Cut out cover piece. Glue to the front of the book.


Paste the back of the book to your notebook.

© Homeschool Share

FINDING



Help the yak find the Ys.



Y

y

P

Y

v

N

X

y

a

O

y

Q

Y

Y

Z

B

C


m

Y

V

Y is for You!

You put your whole self in,
You put your whole self out.
You put your whole self in
And you shake it all about.
You do the Hokey Pokey
And you turn yourself around.
That's what it's all about!




Letter Poem

Directions: Let your student choose an option.
Add a face. Paste poem into your notebook.

Y is for You!


You put your whole self in,
You put your whole self out.
You put your whole self in
And you shake it all about.
You do the Hokey Pokey
And you turn yourself around.
That's what it's all about!



Look for Letters

Directions: Cut book out as one piece. Fold in half. Let your student hunt for upper and lowercase letters in a magazine or newspaper.

Cut out the letters and paste them in this book.



Art Book


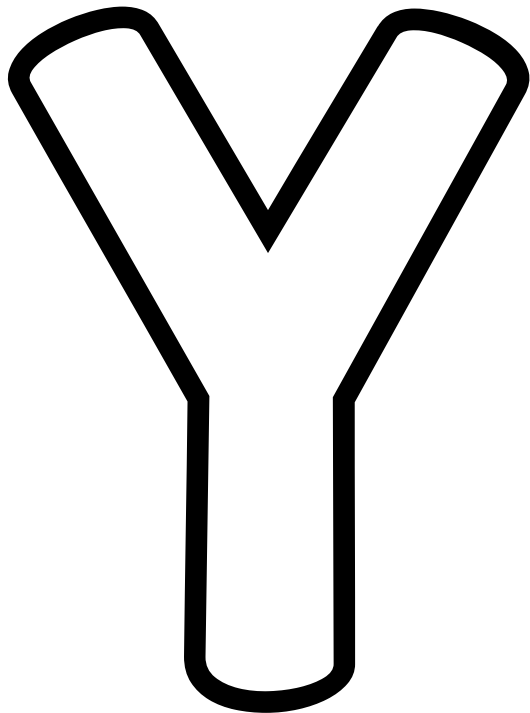
Directions: Decorate letters. Fold in half. Glue cover to the front of the book. Glue back of book to your notebook.

© Homeschool Share

My Letter

Yy

Art Book



Terms of Use

This product may be used for your own classroom or personal use. It may not be shared as a pdf file, on the web, or in any other way. It should not be recreated or duplicated. © www.homeschoolshare.com

Clipart and Font Credits



BB Fonts
KG Fonts