


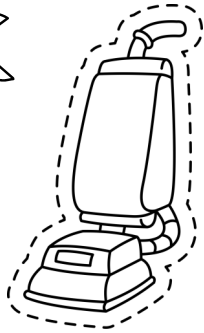
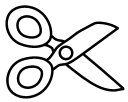



Directions: Cut and paste the V images to the V. Paste the V in your notebook.





V is for vet.

V



V is for vase.


V



V

is for volcano.

My Letter



Book


Find the Letter

Directions: Cut out the book as one piece. Fold in half. Cut out cover piece. Glue to the front of the book.


Paste the back of the book to your notebook.

© Homeschool Share

FINDING



Help the vulture find the Vs.



B

W

S

V

V

v

p

E

L

Y

V

I

a

v

w

V

v

y



v

R

Letter Poem

Directions: Paste the poem into your notebook.







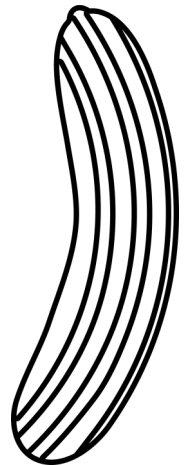
V is for Vegetables



Vegetables

Vegetables are plants we eat,
They're so good, what a treat!
Carrots, beans and broccoli –
They help us grow so healthily.


Poem by Gayle Bittinger



Look for Letters

Directions: Cut book out as one piece. Fold in half. Let your student hunt for upper and lowercase letters in a magazine or newspaper.

Cut out the letters and paste them in this book.




Art Book


Directions: Decorate letters. Fold in half. Glue cover to the front of the book. Glue back of book to your notebook.

© Homeschool Share

My Letter




Art Book



Violet Vase

Directions: Color the vase violet. Cut it out and paste it in your notebook.



Violet Vase

Terms of Use

This product may be used for your own classroom or personal use. It may not be shared as a pdf file, on the web, or in any other way. It should not be recreated or duplicated. © www.homeschoolshare.com

Clipart and Font Credits



BB Fonts
KG Fonts