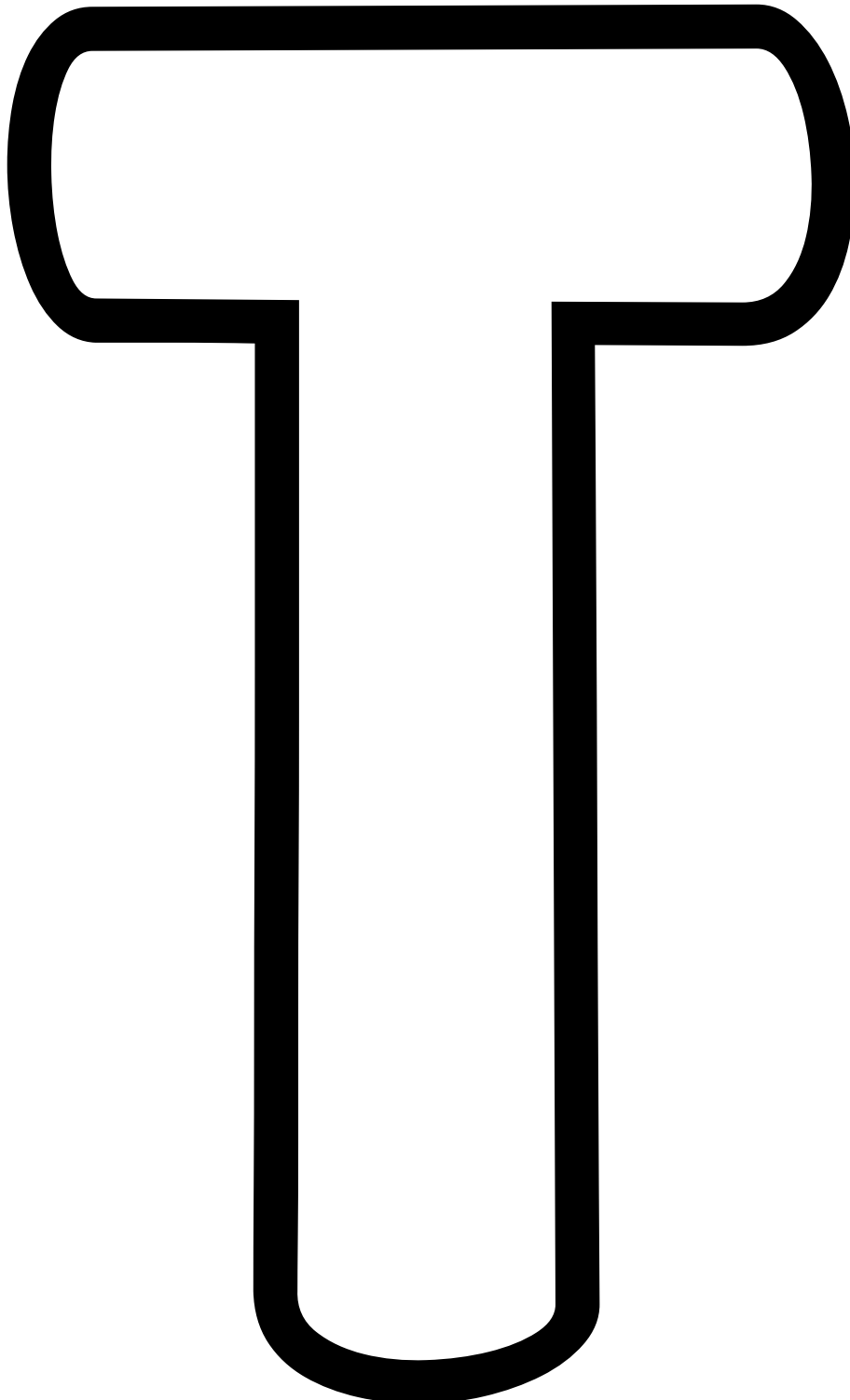
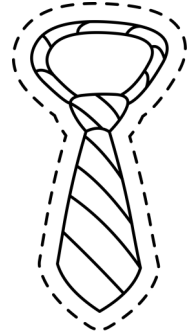


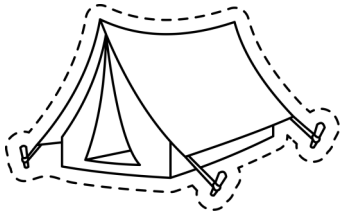
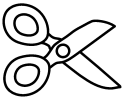



Directions: Cut and paste the T images to the T. Paste the T in your notebook.




T

is for tie.




T

is for table.



My Letter



Book



T is for tooth.


Find the Letter

Directions: Cut out the book as one piece. Fold in half. Cut out cover piece. Glue to the front of the book.


Paste the back of the book to your notebook.

© Homeschool Share

FINDING



Help the turtle find the Ts.



F

T

I

t

j

b

h

t

d

t

T

C

T

A

k

G

t


i

E

T

Letter Poem

Directions: Paste the poem into your notebook.



T is for Teddy Bear

T is for Teapot


I'm a little teapot, short and stout
Here is my handle,
here is my spout
When I get all steamed up,
hear me shout
Just tip me over and pour me out!



Letter Poem

Directions: Paste the poem into your notebook.


Directions: Use these images as desired.



Look for Letters

Directions: Cut book out as one piece. Fold in half. Let your student hunt for upper and lowercase letters in a magazine or newspaper.

Cut out the letters and paste them in this book.



Art Book


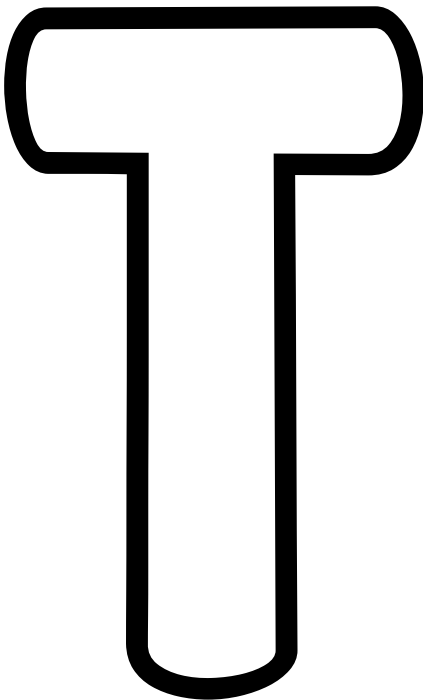
Directions: Decorate letters. Fold in half. Glue cover to the front of the book. Glue back of book to your notebook.

© Homeschool Share

My Letter

Tt

Art Book

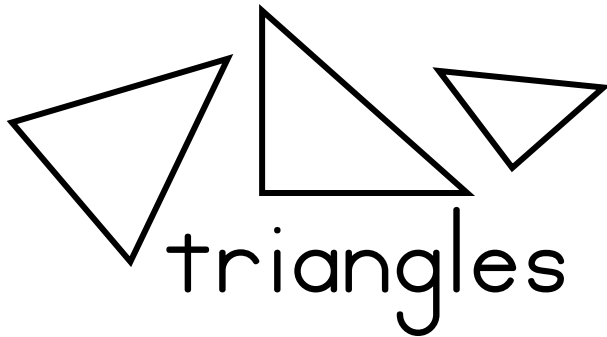




toys



toucan



triangles

Directions: Use these images as desired in your alphabet notebook.

Terms of Use

This product may be used for your own classroom or personal use. It may not be shared as a pdf file, on the web, or in any other way. It should not be recreated or duplicated. © www.homeschoolshare.com

Clipart and Font Credits



BB Fonts
KG Fonts