


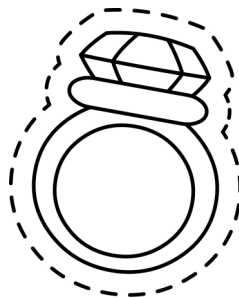

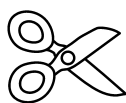




**Directions:** Cut and paste the R images to the R. Paste the R in your notebook.



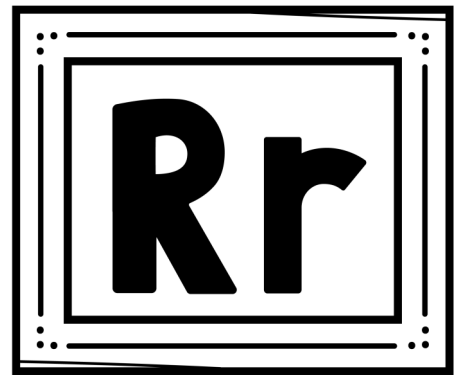
**R** is for robot.




**R** is for rain.



My Letter



Book



**R** is for rocket.


## Find the Letter

**Directions:** Cut out the book as one piece. Fold in half. Cut out cover piece. Glue to the front of the book.


Paste the back of the book to your notebook.

© Homeschool Share

# FINDING



Help the rabbit find the Rs.



R

E

K

r

k

y

r

f

R

g

r

L

w

R

s

H


r

p

u

r


R is for Row



Row, row, row your boat  
Gently down the stream  
Merrily merrily, merrily, merrily  
Life is but a dream

### Letter Poem

**Directions:** Paste the poem into your notebook.

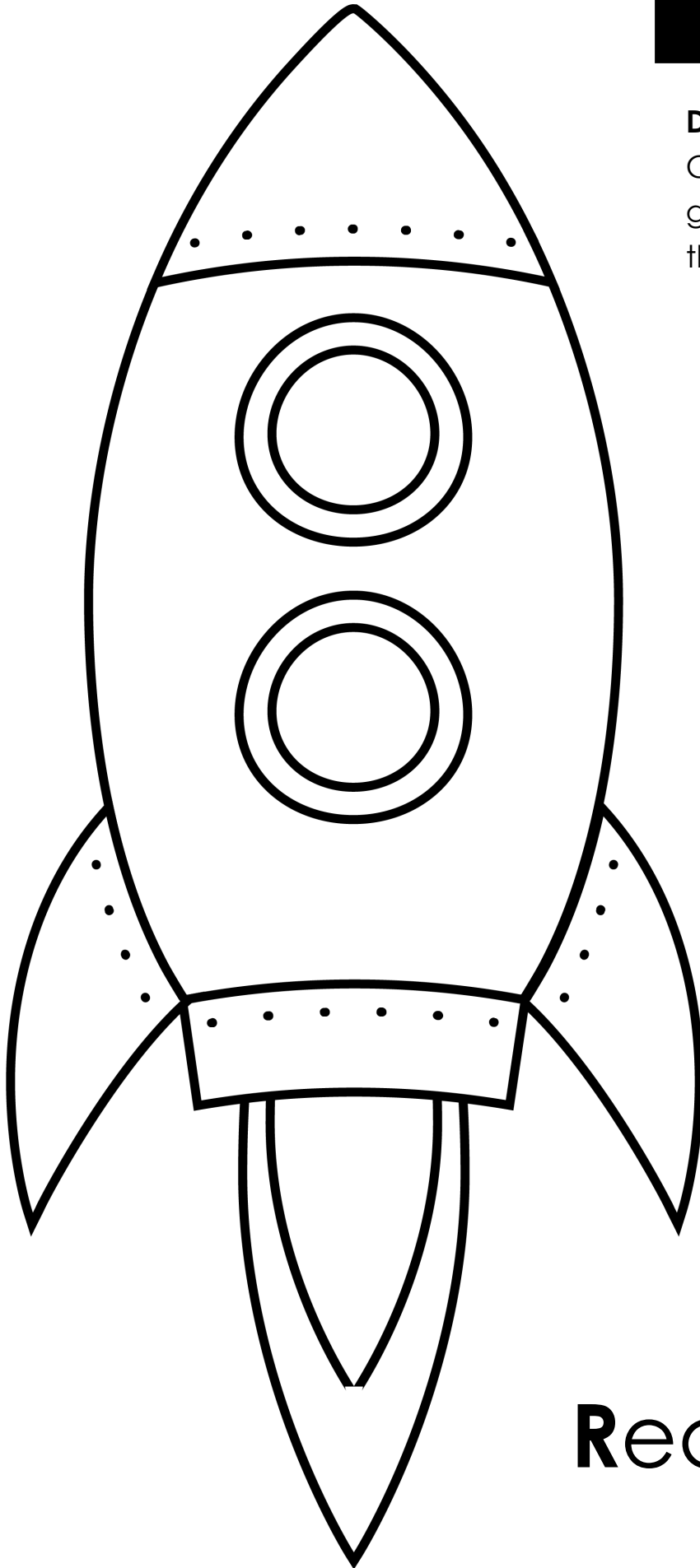


### R is for Rainbow

**Directions:** Color the rainbow. Cut it out. Add it to your alphabet notebook.

## Red Rocket

**Directions:** Print the rocket.  
Color it red. If desired, add red  
glitter. Add the red rocket to  
the alphabet notebook.




# Red Rocket

## Look for Letters

**Directions:** Cut book out as one piece. Fold in half. Let your student hunt for upper and lowercase letters in a magazine or newspaper.

Cut out the letters and paste them in this book.



## Art Book

**Directions:** Decorate letters. Fold in half. Glue cover to the front of the book. Glue back of book to your notebook.

© Homeschool Share

My Letter

Rr

Art Book

R

r

## Terms of Use

This product may be used for your own classroom or personal use. It may not be shared as a pdf file, on the web, or in any other way. It should not be recreated or duplicated. © [www.homeschoolshare.com](http://www.homeschoolshare.com)

## Clipart and Font Credits



BB Fonts  
KG Fonts