

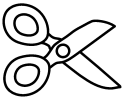





Directions: Cut and paste the Q images to the Q. Paste the Q in your notebook.



Q is for quarter.



Q is for quilt.



Q is for queen.

My Letter



Book


Find the Letter

Directions: Cut out the book as one piece. Fold in half. Cut out cover piece. Glue to the front of the book.


Paste the back of the book to your notebook.

© Homeschool Share

FINDING



Help the quail find the Qs.



Q

G

q

z

w

O

B

Q

q

Q

u

A

E

h

q

b

o

Q


d

R

Look for Letters

Directions: Cut book out as one piece. Fold in half. Let your student hunt for upper and lowercase letters in a magazine or newspaper.

Cut out the letters and paste them in this book.





Art Book

Directions: Decorate letters. Fold in half. Glue cover to the front of the book. Glue back of book to your notebook.

© Homeschool Share

My Letter
Qq
Art Book



Q is for Queen

The Queen of Hearts,
She made some tarts
All on a summer's day.

The Knave of Hearts,
He stole the tarts
And took them clean away.

The King of Hearts,
Called for the tarts
And beat the Knave full sore.

The Knave of Hearts,
Brought back the tarts
And vowed he'd steal no more.



Letter Poem

Directions: Paste the poem into your notebook.

Terms of Use

This product may be used for your own classroom or personal use. It may not be shared as a pdf file, on the web, or in any other way. It should not be recreated or duplicated. © www.homeschoolshare.com

Clipart and Font Credits



BB Fonts
KG Fonts