
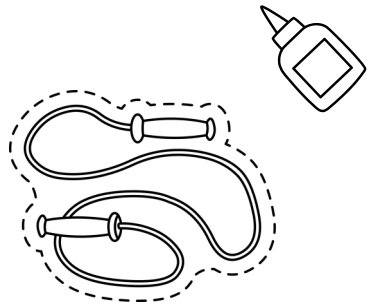


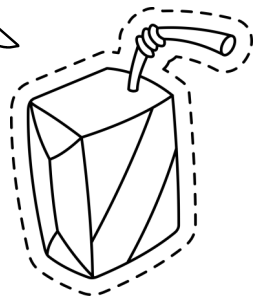
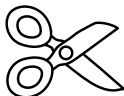



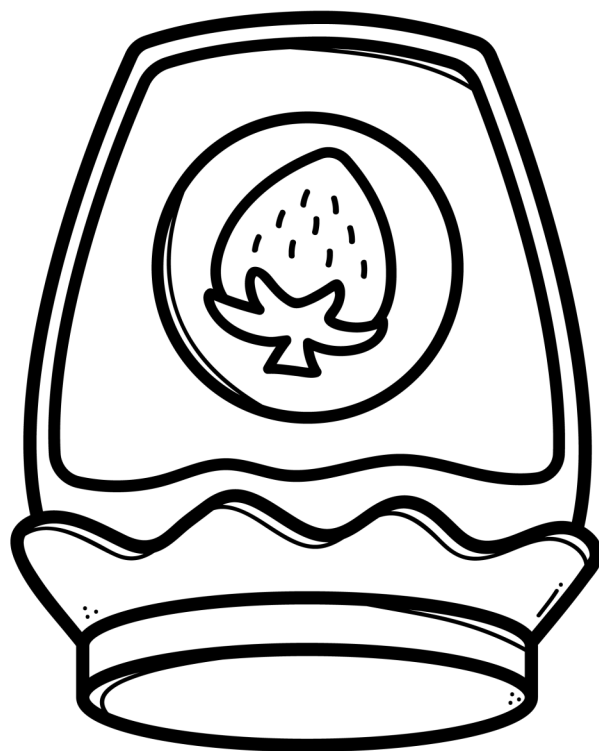
Directions: Cut and paste the J images to the J. Paste the J in your notebook.




J is for jungle.



J is for jam.



My Letter



Book

J is for jump.


Find the Letter

Directions: Cut out the book as one piece. Fold in half. Cut out cover piece. Glue to the front of the book.



Paste the back of the book to your notebook.

© Homeschool Share

FINDING



Help the jellyfish find the Js.



I

c

l

j

R

J

A

W

j

b

j

K

L

P

J

u

J

j

E

j

**J Is
For
Jump**

Rabbits jump.

Frogs jump.

Kangaroos
jump.




J Is for Jump Book

Directions: Color animals. Cut and paste them to the correct pages. Draw a picture of yourself on the "I jump, too!" page.


Cut out pages. Stack together with cover on top and staple.

I jump, too!

© Homeschool Share



Jack and Jill




Directions: Color puppets. Use them to reenact the nursery rhyme. If desired, store in a pocket in your notebook.

Jack and Jill
Went up the hill
To fetch a pail of water
Jack fell down
And broke his crown,
And Jill came tumbling after.

Look for Letters

Directions: Cut book out as one piece. Fold in half. Let your student hunt for upper and lowercase letters in a magazine or newspaper.

Cut out the letters and paste them in this book.



Art Book



Directions: Decorate letters. Fold in half. Glue cover to the front of the book. Glue back of book to your notebook.

© Homeschool Share

My Letter

Jj

Art Book



Terms of Use

This product may be used for your own classroom or personal use. It may not be shared as a pdf file, on the web, or in any other way. It should not be recreated or duplicated. © www.homeschoolshare.com

Clipart and Font Credits



Breezy

Tulip

Studio

BB Fonts
KG Fonts