

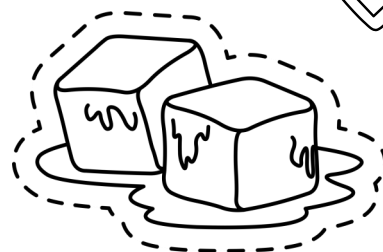
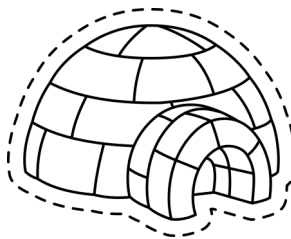

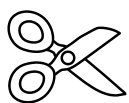
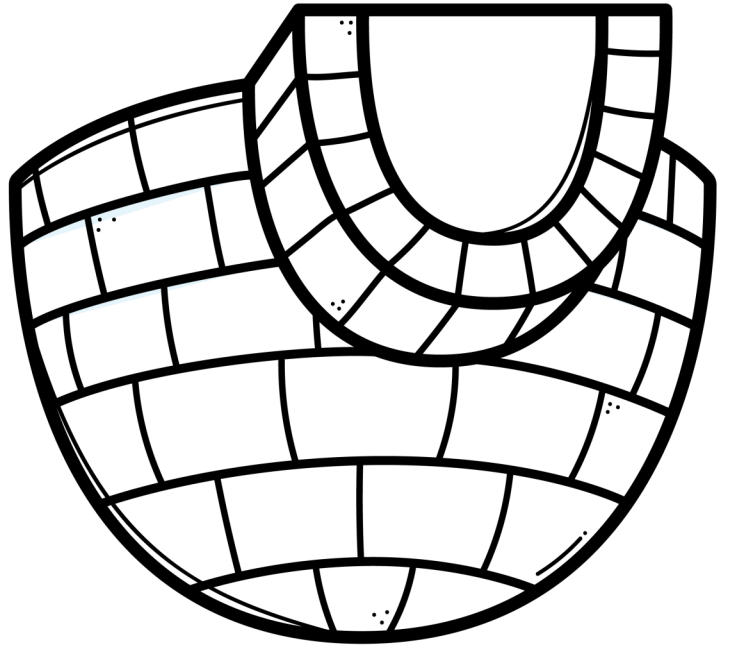




Directions: Cut and paste the I images to the I. Paste the I in your notebook.




I is for igloo.




I is for insects.



My Letter



Book



I is for ice cream.


Find the Letter

Directions: Cut out the book as one piece. Fold in half. Cut out cover piece. Glue to the front of the book.


Paste the back of the book to your notebook.

© Homeschool Share

FINDING



Help the iguana find the Is.



R

i

L

I

I

O

x

B

c

T

I

a

i

l

H

i

v

I

i

p

Instruments


Cymbals clash,
Drums crash,
Flutes toot,
Horns hoot,
Bells bang,
Keys clang,
Strings sing,
Pipes ring,
And I do a little of everything!

Poem by Ami Brainerd



Ii


Instruments



Letter Poem

Directions: Paste the poem into your notebook.

Use picture as desired.




island

Look for Letters

Directions: Cut book out as one piece. Fold in half. Let your student hunt for upper and lowercase letters in a magazine or newspaper.

Cut out the letters and paste them in this book.



Art Book


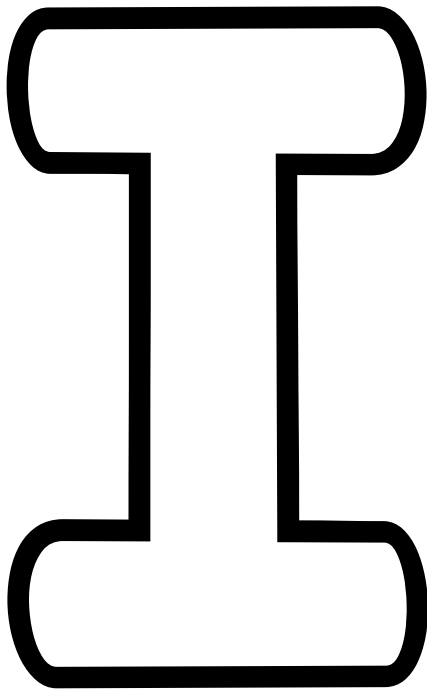
Directions: Decorate letters. Fold in half. Glue cover to the front of the book. Glue back of book to your notebook.

© Homeschool Share

My Letter

Ii

Art Book



Terms of Use

This product may be used for your own classroom or personal use. It may not be shared as a pdf file, on the web, or in any other way. It should not be recreated or duplicated. © www.homeschoolshare.com

Clipart and Font Credits



BB Fonts
KG Fonts