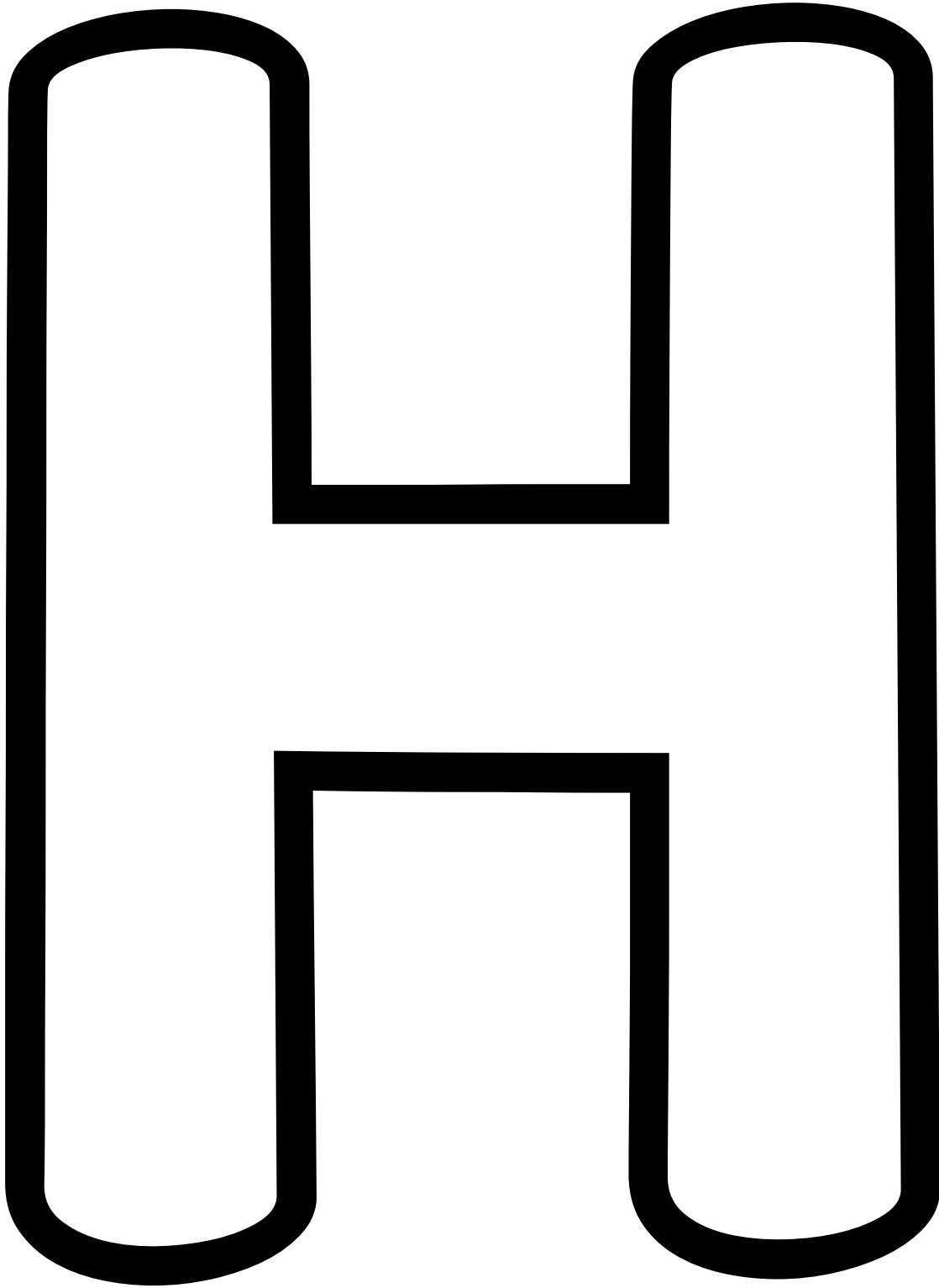
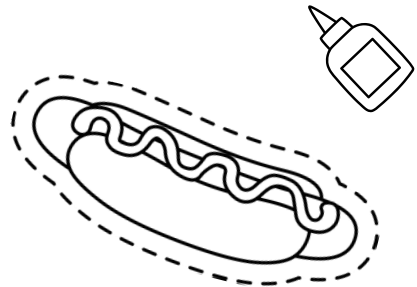
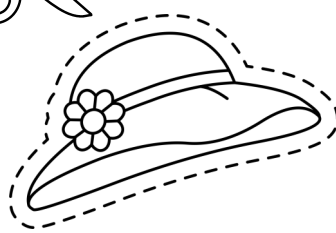
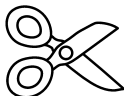




Directions: Cut and paste the H images to the H. Paste the H in your notebook.



H is for house.



H is for hamster.



My Letter



Book



H is for hug.


Find the Letter

Directions: Cut out the book as one piece. Fold in half. Cut out cover piece. Glue to the front of the book.


Paste the back of the book to your notebook.

© Homeschool Share

FINDING




Help the hippo find the Hs.



H	k	H	B
a	h	V	E
m	H	h	M
h	d	W	I
f	J	h	L

Hickety, pickety, my black hen,
She lays eggs for gentlemen.
Gentlemen come every day,
To see what my black hen doth lay.

Hh
hen

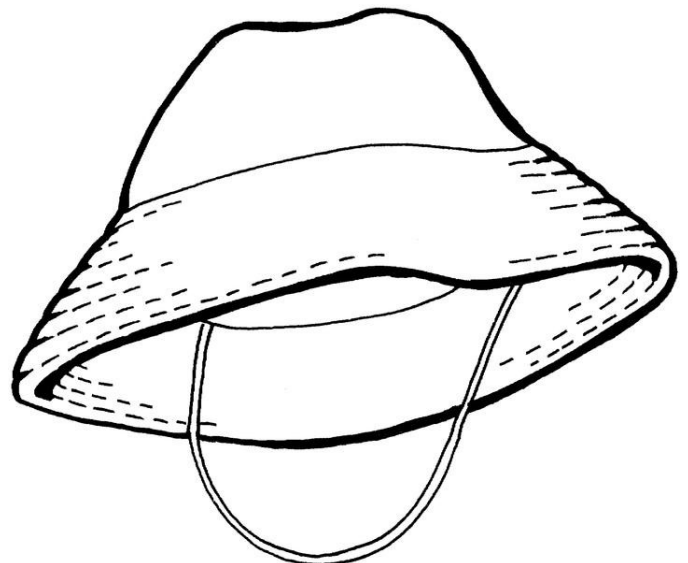


Letter Poem

Directions: Paste the poem into your notebook.



house




hat

Directions: Use images as desired for your notebook.



I'm happy!



I'm happy!




I'm happy!



I'm happy!




I'm happy!



I'm happy!

**H Is for
Happy!**




Directions: Cut out pages. Stack together with "H Is for Happy" cover on top and staple at the top. Glue the back of the last page to your notebook.

Look for Letters

Directions: Cut book out as one piece. Fold in half. Let your student hunt for upper and lowercase letters in a magazine or newspaper.

Cut out the letters and paste them in this book.



Art Book

Directions: Decorate letters. Fold in half. Glue cover to the front of the book. Glue back of book to your notebook.

© Homeschool Share

My Letter

Hh

Art Book

H

h

Terms of Use

This product may be used for your own classroom or personal use. It may not be shared as a pdf file, on the web, or in any other way. It should not be recreated or duplicated. © www.homeschoolshare.com

Clipart and Font Credits



BB Fonts
KG Fonts