


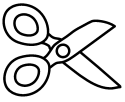
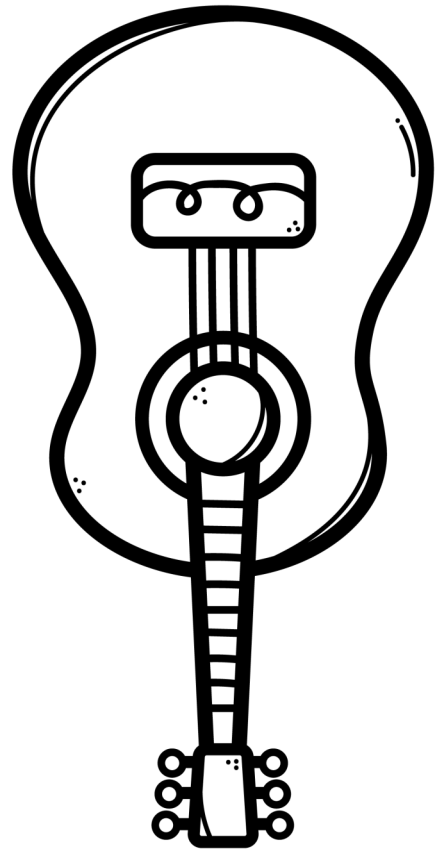



**Directions:** Cut and paste the G images to the G. Paste the G in your notebook.



**G** is for guitar.




**G** is for gum.



My Letter



Book



**G** is for garbage.

## Find the Letter

**Directions:** Cut out the book as one piece. Fold in half. Cut out cover piece. Glue to the front of the book.

Paste the back of the book to your notebook.

© Homeschool Share

# FINDING



Help the gorilla find the Gs.



r

g

L

g

g

G

P

V

A

O

y

G

G

w

C

R

D

u

g

q

# Gg Goldfish

My darling little goldfish  
Hasn't any toes  
He swims around without a sound  
And bumps his angry nose  
He can't get out to play with me  
Nor I get in to him  
Although I say, "Come out and play."  
He says, "Come in and swim!"



## Letter Poem


**Directions:** Paste the poem into your notebook.

### Motions

My darling little goldfish (wiggle a finger)  
Hasn't any toes (point to your toes)  
He swims around without a sound (pretend to swim)  
And bumps his angry nose (point to nose)  
He can't get out to play with me (Point to your self)  
Nor I get in to him (Point to other children)  
Although I say Come out and play (motion finger for him to come)  
He says, come in and swim (pretend to swim)



gloves



glasses


**Directions:** Use images as desired for your notebook.

© Homeschool Share

## Look for Letters

**Directions:** Cut book out as one piece. Fold in half. Let your student hunt for upper and lowercase letters in a magazine or newspaper.

Cut out the letters and paste them in this book.



## Art Book

**Directions:** Decorate letters. Fold in half. Glue cover to the front of the book. Glue back of book to your notebook.

© Homeschool Share

My Letter

Gg

Art Book

G

g

# my green grass

## Green Grass Idea

Take a piece of white cardstock. Let your student paint it green. Let the paper dry. Let your student cut slits on one side. Paste the back of the bottom to your notebook. Admire the green grass.

## Terms of Use

This product may be used for your own classroom or personal use. It may not be shared as a pdf file, on the web, or in any other way. It should not be recreated or duplicated. © [www.homeschoolshare.com](http://www.homeschoolshare.com)

## Clipart and Font Credits



BB Fonts  
KG Fonts