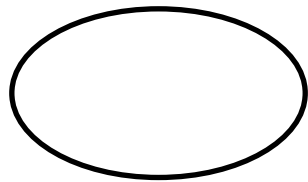


Directions: Cut out the six pages and the cover page. Stack together in order with cover (“My Dictionary of Italian Words”) on top and staple on the left side.

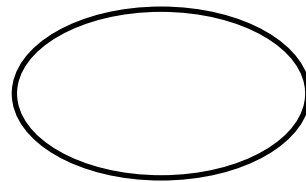
My Dictionary of Italian Words



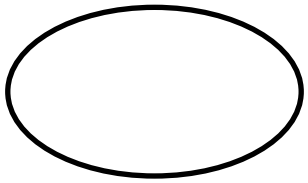
Color the ovals with the correct colors.



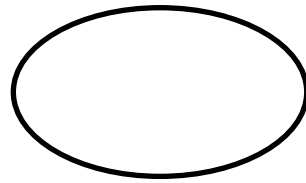
rosso



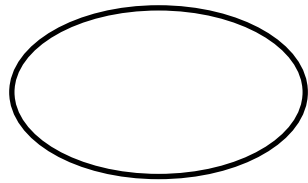
blu



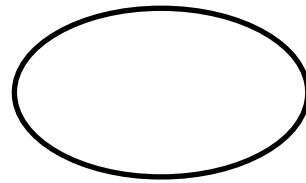
giallo



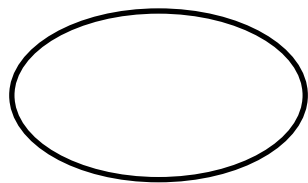
verde



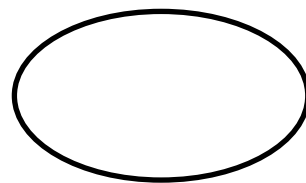
viola



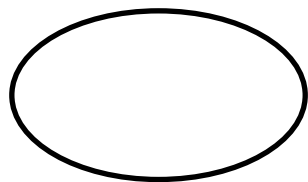
arancione



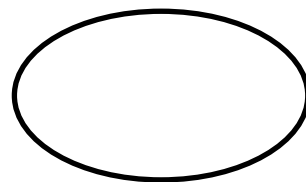
rosa



grigio



nero



bianco

Colors

Write the English words above the Italian words.

Draw pictures on the page.

il ragazzo

la ragazza

Family

il figlio

la figlia

il padre

la madre

il fratello

la sorella

Write the English words above the Italian words.

Paste the corresponding pictures on the page.

cavallo

cane

gatto

pesce

pappagallo

lucertola

serpente

criceto

Pets

Write the English words above the Italian words.

Paste the corresponding pictures on the page.

pane

mela

latte

uovo

Food

banana

arancia

formaggio

carne

Write the English words above the Italian words.

lunedì

martedì


mercoledì

giovedì

venerdì

sabato

domenica




Days

Circle the appropriate number of items to show the number's quantity.




uno

due




tre

quattro




cinque

sei



sette

otto




nove

dieci


Numbers

Images for your Italian Book.

Pets



Foods



Terms of Use:

This product may be used for your own classroom or personal use. It may not be shared as a pdf file, on the web, or in any other way.

© Homeschool Share

Italian Dictionary Copyright Thanks:



KG FONTS