



Hanna's Cold Winter



Hippopotamus




Hanna was a hippo! Learn more about hippos this week.

Most of the mini-books on the following pages were made to go with the information on the [San Diego Zoo Hippopotamus Page](#). You can also use library books and other websites for your hippo research.

Where in the World



Can I Find Hippos?



How fast can hippos run on land?

How long can a hippo go
without eating?

Cut out small envelope on solid lines. Fold side flaps under. Fold bottom flap up. Glue the back to your lapbook. Cut out question strips on solid lines. Fold in half. Glue together. Write the answers on the backs of the strips. Store strips in pocket.


How long can an adult hippo hold its
breath underwater?

Who hangs out on a hippo's back?


Are hippopotamuses noisy?

What is a group of hippos called?

This is a pop-up book. First, print book on cardstock. Mountain fold the book in half on the dotted line. Snip the two solid lines. Fold that flap down towards you on the dotted line. Now, valley fold the book in half, on the dotted line, popping the box to the inside of the book. Cut out the small rectangle and paste or draw a picture on it. On the box marked "glue" glue the item you want to pop-up sitting level with the paper. Make sure it lies flat when closing the book.




What's in a Name?



Write a title on this page and
glue it on as a cover.



Use the lines on the page
provided to write about
the word "hippopotamus"
and what it means.




Paste or draw image here.
Should not exceed this size.



Directions: Cut book out as one piece. Fold flaps in to the center to meet. Write what hippos do during day/night under the appropriate flaps.



Hippos at Night



Hippos in the Day

Directions: Cut each strip out as one piece. Glue tab as indicated. Fold like an accordion. Glue back of last piece to your lapbook. Glue one resource picture to each piece.


Glue this tab to the back of the first section of the next strip.

Use the pages of this book to write about how hippos are designed to live in water.

www.homeschoolshare.com



Cute and Cuddly?




Cut book out. Fold on lines (matchbook style). Use this book to record information about hippo teeth!




How
Wide Can
a Hippo
Open Its
Mouth?

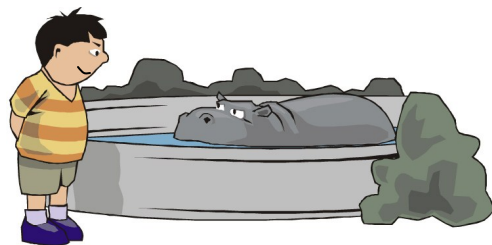
What Is an
Amphibious Animal?




What Is a
Herbivore?



Hippo Lifespan

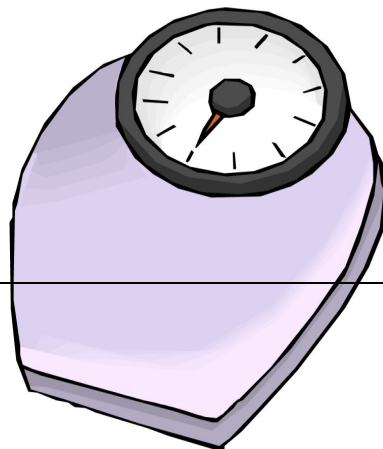




My
Height

A
Hippo's
Height

My Weight



A
Hippo's Weight

The Hippopotamus


Behold the hippopotamus!


We laugh at how he looks to us,
And yet in moments dank and grim
I wonder how we look to him.

Peace, peace, thou hippopotamus!

We really look all right to us,
As you no doubt delight the eye
Of other hippopotami.

—Ogden Nash





Hungary



This book is set in Budapest, Hungary. Take some time this week to learn more about this European country.

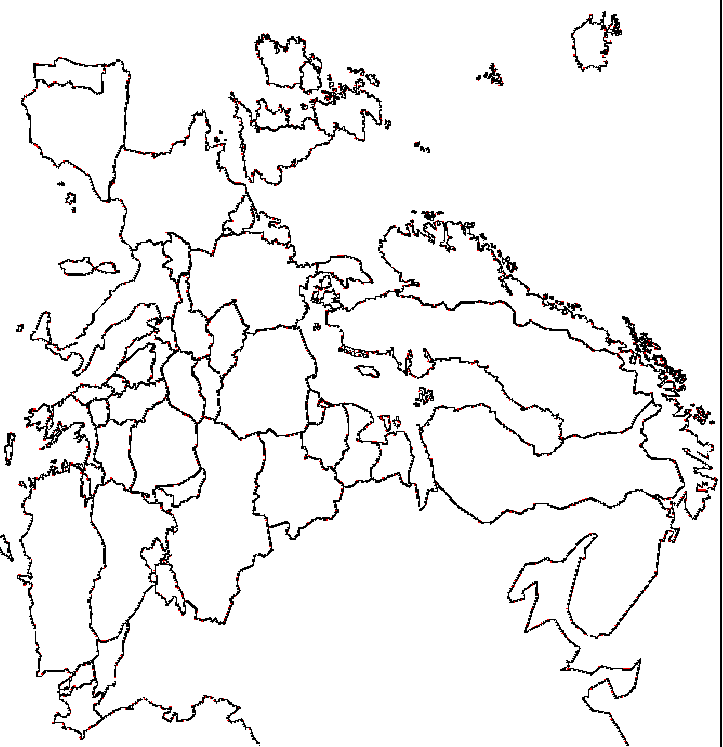
Cut out shutter book and map on solid lines.
Fold shutter book on dotted lines so that words are on cover.
Glue map into book under shutters.

www.homeschoolshare.com

Is
Hungary?

Where
in
the
World...





On what continent is Hungary located?


Locate Hungary and color it in.

Hungary

Cut "Flag of _____" book out as one piece. Fold in half. Cut out flag. Color. Paste inside book. Older students may want to write a few flag facts in the book as well.

Flag of HUNGARY

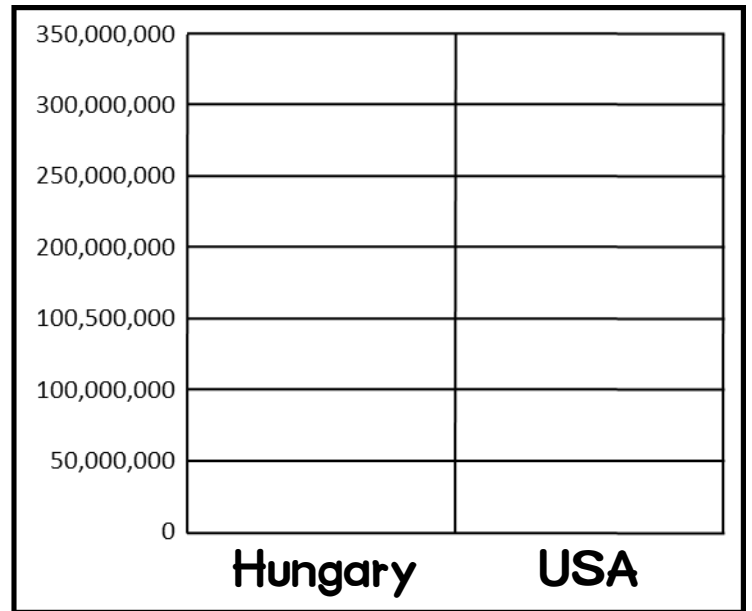
Cut book out as one piece. Fold in half. Open. Cut slit to form to flaps. Cut out cover pieces and paste them to the fronts of the flaps. In the blank, write the name of your city. Complete the clocks to show the current times (corresponding to the cities on the flaps).



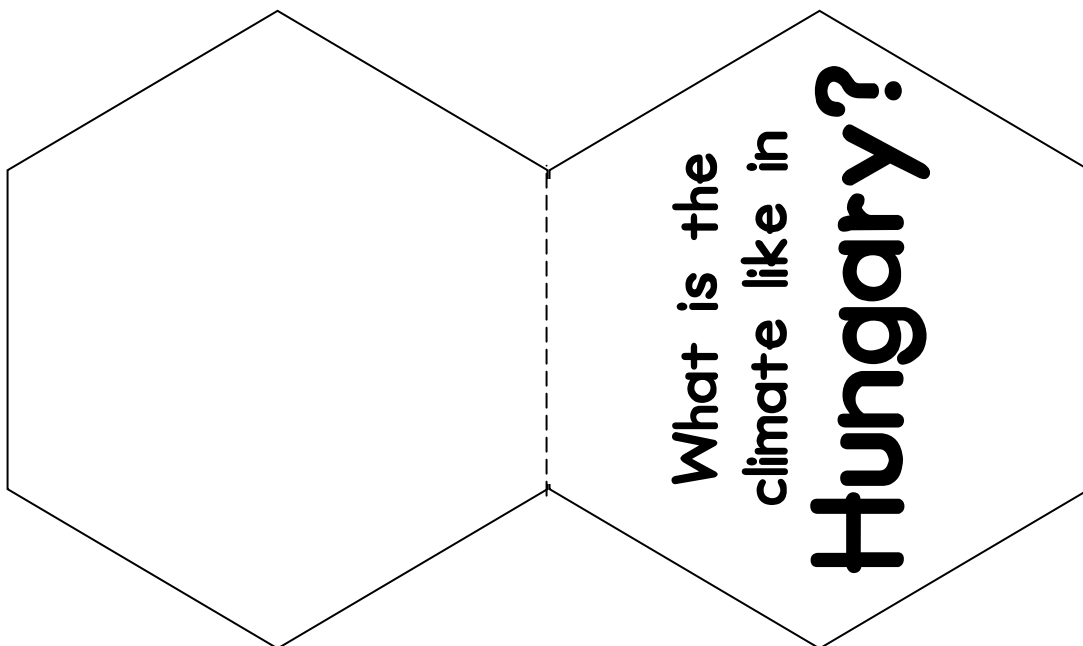
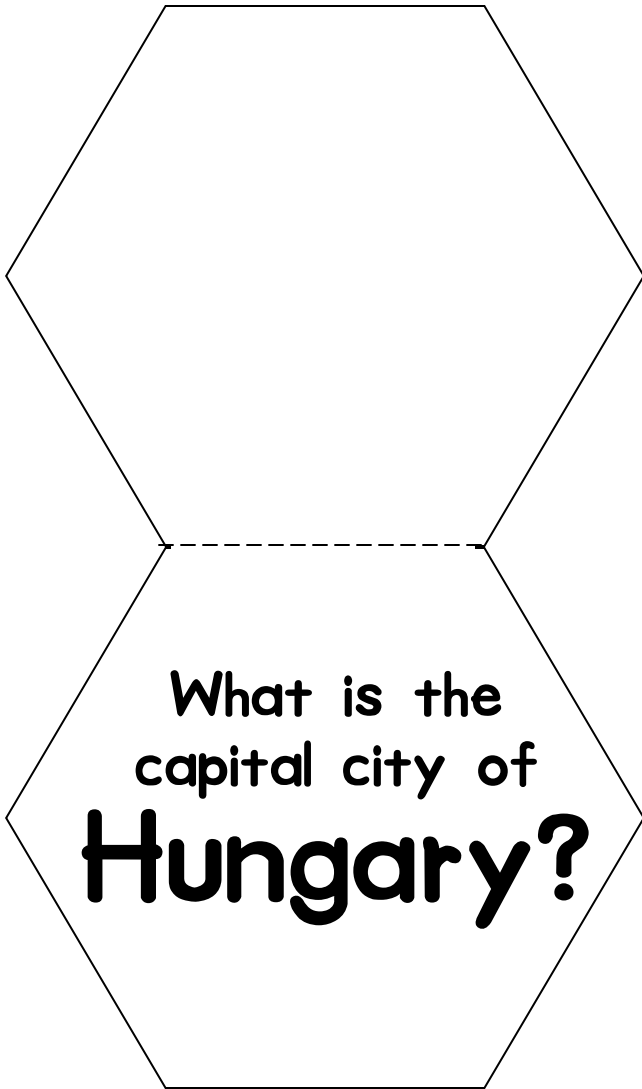
**What
time is it
in
Budapest?**

**What
time is
it in
_____?**

You can find the current country populations at [this website](#).




Population




Directions: Use a globe [or map](#) to help you complete this minit book. Cut on solid lines. Fold on dotted lines, like a pamphlet.


www.homeschoolshare.com

<p>In which continent is Hungary?</p>	<p>What countries are bordering Hungary?</p>	<p>What rivers run through Hungary?</p>	<p>What large lake is found in Hungary?</p>	<p>What is the highest point in Hungary?</p>
<hr style="border-top: 1px dashed black;"/>				
<p style="text-align: center;">Geography</p> <div style="text-align: center;"></div> <p style="text-align: center;">of Hungary</p>				


Images of Budapest, Hungary



Cog Train




Gellert
Hotel




Budapest
Zoo


Glue this piece to the back of the last strip.




Market



Forint
bills and
coins



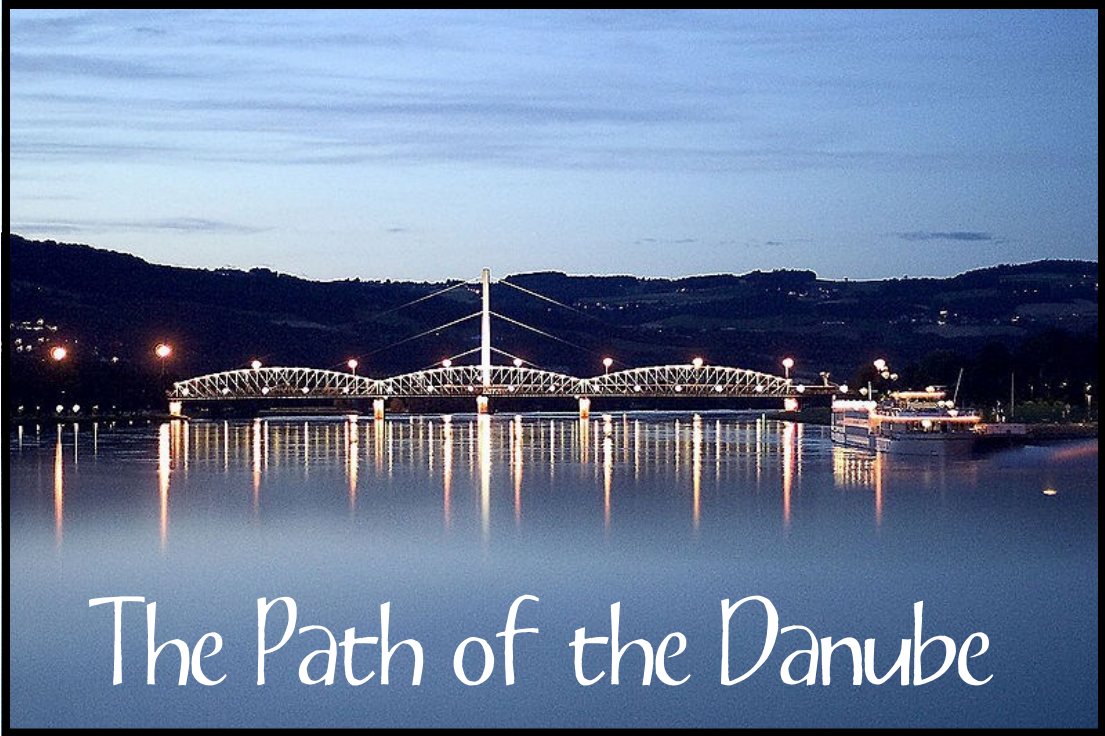
Tile
Fireplace




Cut on solid lines. You should have two strips. Glue as indicated.
Fold like an accordion.

Paste pictures in appropriate places.

Directions: Cut out book as one piece. Fold in half. Paste map of the Danube inside the book.







Language Lessons

1. Comparing Stories

Read *Stone Soup* with your student. Compare and contrast the story of *Stone Soup* with the story of *Hanna's Cold Winter*.

2. Copywork

Copy the passage in your very best handwriting. An older student may want to choose passages from the story and write them on his own paper. You may also encourage him to copy the hippopotamus poem by Ogen Nash.

3. Riddles!

Papa asks the children about the lion every time they pass it. He also could not figure out the riddle about the hippo. What are riddles?


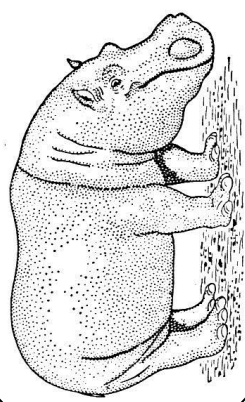
A riddle is a baffling or puzzling question presented as a problem to be solved or guessed.

There is an animal riddles flap book for younger students.

Encourage your older student to try to complete the harder riddles page. He can draw pictures of his answers.

There are also four matchbooks for riddle recording. Write the questions on the outside and the answers on the inside.

Cut out book as one piece. Fold in half on the black line. Cut on the dotted lines to form three flaps. Compare and contrast the two stories.

	 <p data-bbox="1339 283 1404 514">Stone Soup</p> <p data-bbox="1047 997 1128 1144">Both</p>  <p data-bbox="1339 1417 1404 1869">Hanna's Cold Winter</p>
--	---

Hanna's Cold Winter

Hanna was a hippopotamus. Our city was famous
for its hippos.

Hanna was a

hippopotamus.

Our city was

famous for its

hippos.

Hanna's Cold Winter

Hanna was a hippopotamus. Our city was famous for its hippos.

Hanna was a

hippopotamus.

Our city was

famous for its

hippos.

Directions: Cut out the flap book on the next page. Cut on solid lines. Fold on dotted.

Read the riddles to your student and help her decide what animal answers each riddle. Draw a picture of that animal (or write its name) under the flap.

Riddles were originally published in *Nature Friend*

www.naturefriendmagazine.com

Used with permission

My neck is so long—
it might make you laugh.
I'm taller than most,
'cause I'm a . . .

I hibernate in winter;
I have lots of hair.
A grizzly is one kind:
you call me a . . .

I slither and slide;
rattlers make my tail
shake. I have scales but
no legs. You see, I'm a . . .

I swing from the trees;
bananas taste great. You
think I'm a monkey, but I
am an . . .

I can sizzle like bacon.
I am made with an egg.
I have plenty of backbone,
but lack a good leg.
I peel layers like onions,
but still remain whole.
I can be long like a flagpole,
yet fit in a hole.
What am I?

I travel all over the world, but
always stay in the corner.
What am I?

Tall I am young.
Short I am old.
While with life I do glow,
People's breath is my foe.
What am I?

I run, but never walk.
I have a bed, but I never sleep.
I have a mouth, but I never speak.
What am I?

Directions: Cut out each book on the solid lines. Fold matchbook style. Write the riddle on the front of the matchbook and the answer to the riddle inside the matchbook. Paste title piece above or below the matchbooks.

?	?	?	?	?	?

My Favorite Riddles

?	?	?	?	?	?

Hungarian Zoo

Use the animals on the next page to design your own zoo!


Cut out various pieces of colored paper to represent pools, houses, and grassy areas.

Cut out the animals and create your own zoo!


You can also visit the [Budapest Zoo!](http://www.budapestzoo.hu)



Elefantok




Akvarium




Oroszlanok



Tigrisek




Orrszarvuak



Vizilovak




Zsirafok



Fokak



Tevek




Majom



Koala



Leopardok



Zebra



Pandamaci

