

The Story of FERDINAND



The Story of Ferdinand Lapbook

Book by Munro Leaf

Lapbook prepared by Wende, Tamara, and Ami

Language Arts

1. Repetition

Authors play with words in many ways. Remind your student of some of these, if you have studied them in the past (onomatopoeia, alliteration, etc.) Repetition is another way writers play with words. Repetition allows the writer to emphasize certain words and phrases while providing the reader with something that feels familiar. Find and discuss the phrases that are repeated in this story.

2. Foreign Language: Spanish

Learn the color words in Spanish with the simple coloring book. If you want to learn more Spanish, try our Spanish Lapbook.

3. Copywork

Encourage your student to complete the copywork page in her very best handwriting. An older student may want to choose other selections from the book to copy on to her own paper.

4. Story Starter (older student)

Write a story based on the prompt.

5. Drama

Let your student select a card and act out the scene from the story. Take turns and have fun! Store the drama cards in the pocket provided.

Science

1. Bulls

Learn more about cows and cattle with our Cattle Lapbook, or use library books to read more about cows.

2. Vultures

Research birds of prey and vultures and complete the mini-books.

3. Cork Trees

Research cork trees and complete the mini-book.

Social Studies

1. Spain

Use our Spain Lapbook to learn more about Spain. If you don't want to complete the entire thing, you could simply pull a few pieces from it for your lapbook or notebook.

2. Iberian Peninsula

Learn what a peninsula is and complete the mini-books about the Iberian Peninsula.

3. Bullfighting Terms

picador: a rider on horseback in a bullfight who jabs the bull with a lance

matador: the bullfighter who plays the major part in the bullfight; the start of the show

banderillero: bull fighter on foot

toro: the bull

4. Bullfighting Notebook Page (for a younger student)

Complete as directed.

Math

1. Measurement

Ferdinand "grew and grew until he was big and strong." Tell your student how much he weighed at birth. How much does he weigh now?

How long was your student at birth? How tall is he now? Measure him. Record the answers in the mini-book three different ways (inches, feet, and yards) to help him understand more about measurement. Add your student's name and he/she to the gray boxes on the cover page.

2. Measurement & Art Activity

I gave my son a ruler, pencil, and piece of paper. Then I would call out an inch mark, and he would draw a line that was that many inches long. After he had plenty of lines (and shapes), he colored each shape with a watercolor crayon (regular crayons would work fine; they just won't be as bright). After he finished

coloring, he wet a paintbrush and “painted” all the shapes. Please see the next page for photos of this project.

Materials and information on this website may be used for your own personal and school use. **Material may not be shared electronically or be used for resale.**

© Homeschool Share



measuring



painting



Finished work of art!

In Inches

As the years
went by

grew and
grew until

was big and

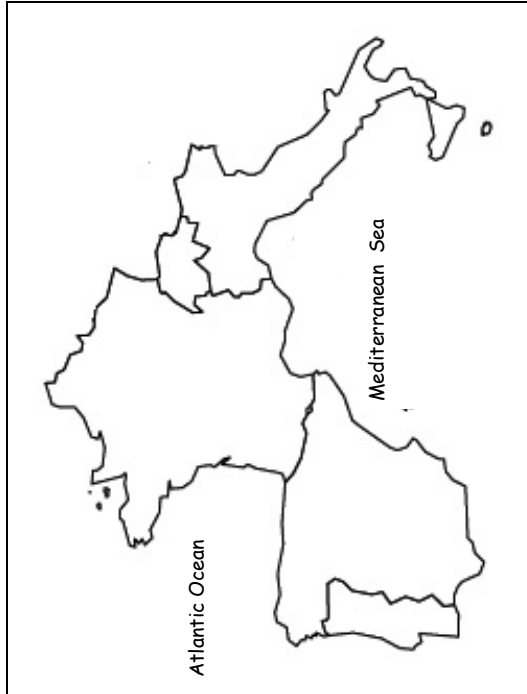


strong.

In Feet

In Yards


Cut out books. Fold on lines (matchbook style).



www.homeschoolshare.com

Iberian Peninsula

Color Spain **red**.
Color Portugal **green**.
Circle the Iberian Peninsula.
Color France **orange**.
Color Italy **yellow**.
Color the water **blue**.

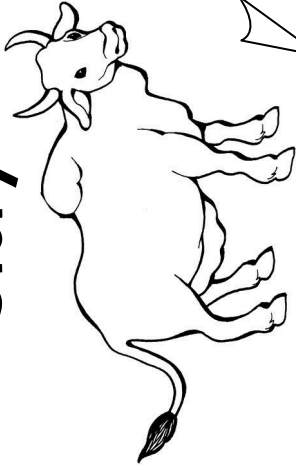


Cut out as one piece. Fold matchbook style.

<p>What is a Peninsula?</p>		
------------------------------------	--	--

Blank writing area with five horizontal lines.

Blank writing area with five horizontal lines.

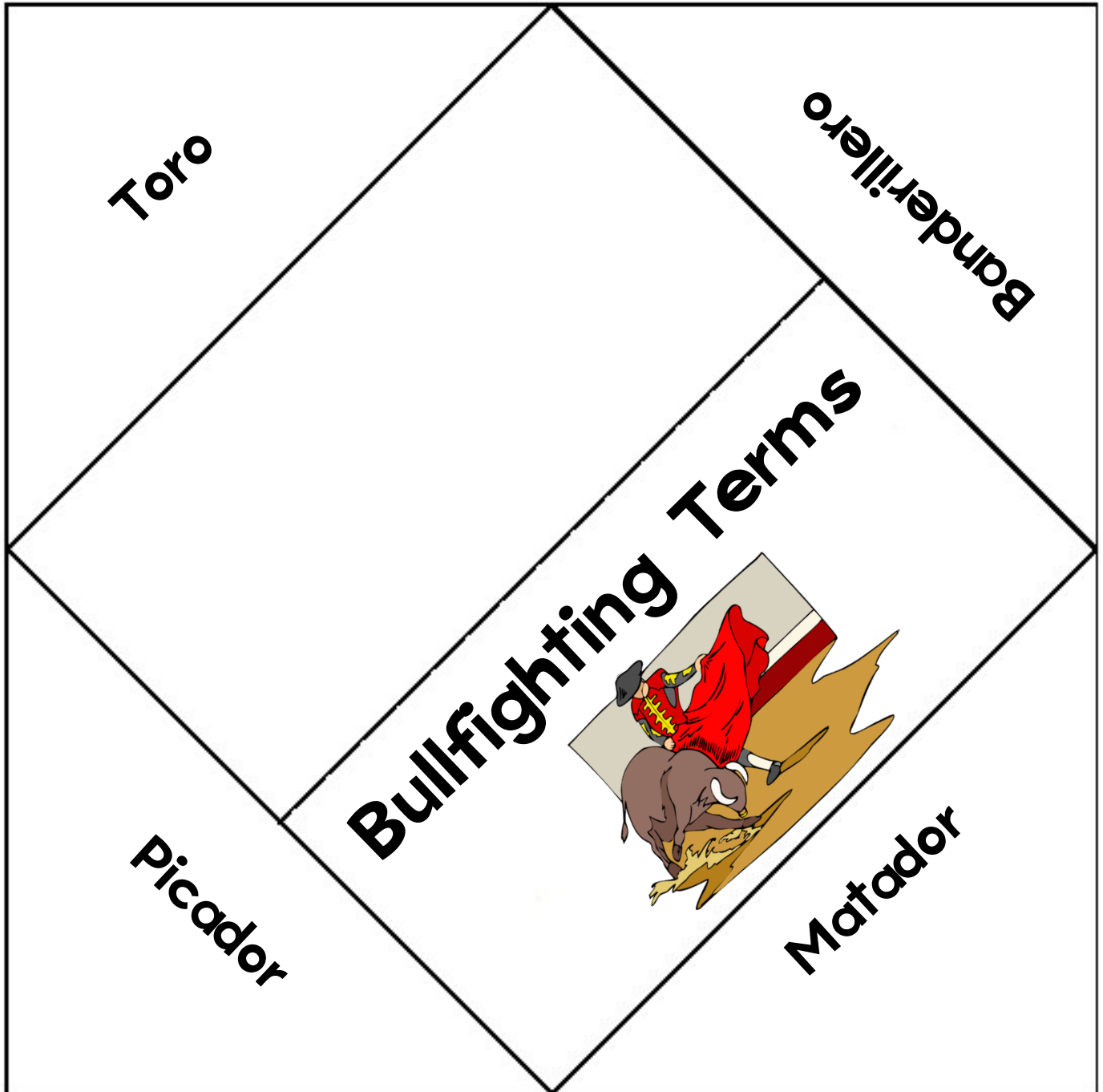
<p>Examples of Repetition from the Story</p> 	<p>Blank writing area with five horizontal lines.</p>
---	---

Blank writing area with five horizontal lines.

Cut out four rectangles. Write examples on pieces provided. Stack together with cover on top and staple.

Cut book out as one piece. Fold triangles under. Fold book in half.


www.homeschoolshare.com



star bullfighter	the bull	bullfighter on foot	the lancer (bullfighter on a horse)
------------------	----------	---------------------	-------------------------------------

Cut book out as one piece. Fold bottom up. Add a tiny strip of glue to each side. Fold book in thirds with "new words" on the front. Cut strips out (from next page). Let your student sort them (true or false). All the statements are true except the ones about rain and sunlight.

Cork Trees




Storage

False


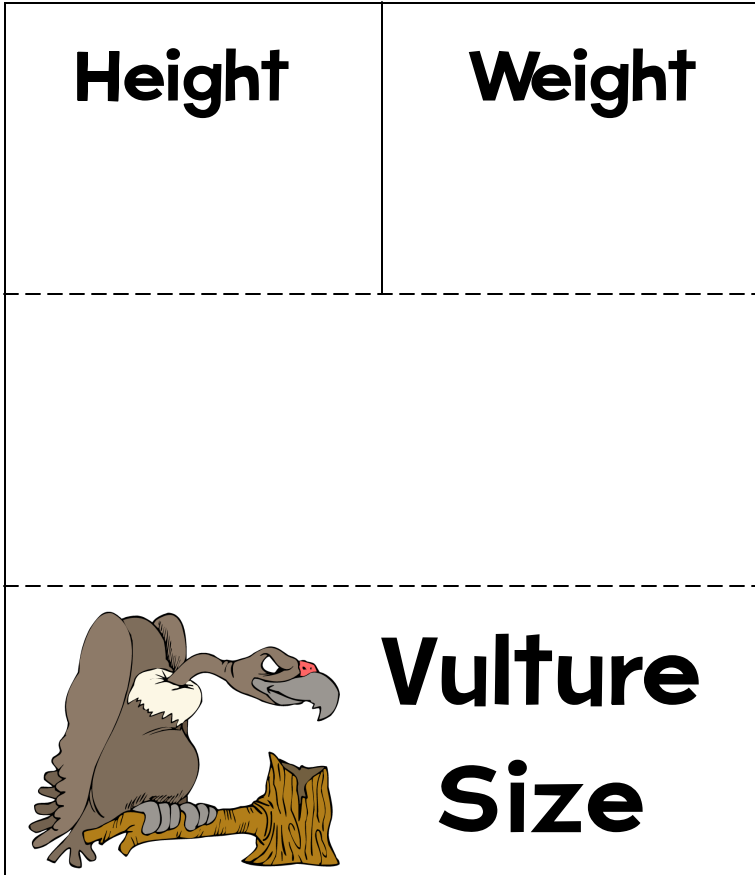
True

<p>Cork trees require lots of rain.</p>	<p>Cork is the bark of the cork oak tree.</p>
<p>Portugal produces the most corks in the world.</p>	<p>It grows widely in parts of the Western Mediterranean.</p>
	<p>Cork trees grow in a forest.</p>
	<p>Cork trees require very little sunlight.</p>



Cut book out as one piece. Fold top under. Fold bottom under. Open book. Cut on solid black lines to form two flaps. Refold so that the cover is on the front.

www.homeschoolshare.com



PRINT ON CARDSTOCK.

Cut each piece out on the solid black lines. There will be five pieces in all. Attach with brass fastener where indicated.


○



○

○

○

○

○ **Flight Facts** 



**Eggs and
Nests**



How many bullfighters are pictured?

What is another word for bullfighter?

M T D R

What country do you think they are from?



What do you think they are talking about?

my book of spanish colors


Learn how to pronounce the color words with your student. Have your student color the pages. Stack pages together with cover on top and staple on the left side.

www.homeschoolshare.com

azul


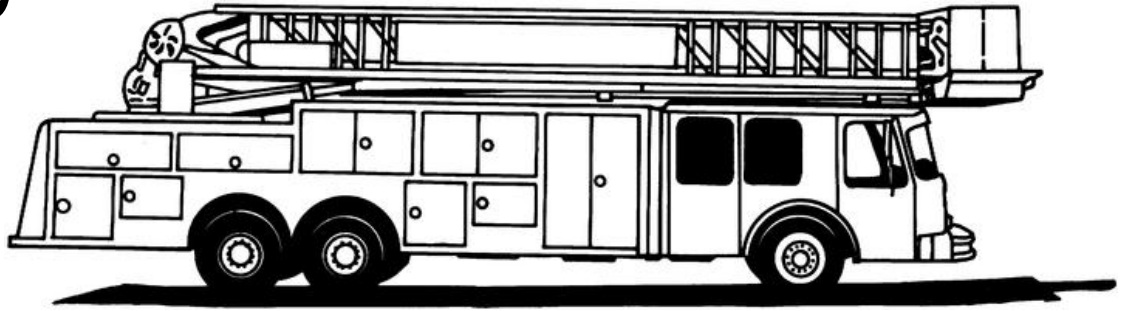


my book of
spanish colors






by




rojo



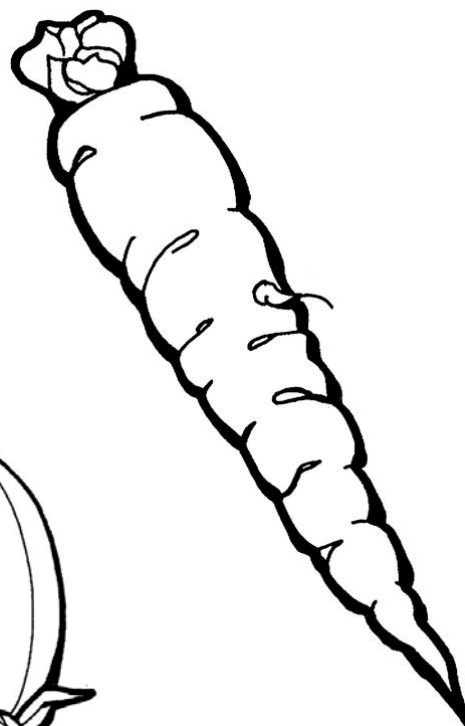
amarillo



verde



anaranjado



Cut out pocket as one piece. Fold under tabs and glue into lapbook.


www.homeschoolshare.com



Drama Cards



SITTING AND SMELLING
THE FLOWERS LIKE
FERDINAND



RUN AND JUMP LIKE
ALL THE OTHER
BULLS



SITTING ON A BEE
(as THE BEE)



SITTING ON THE BEE
(as FERDINAND)



ONE OF THE FIVE MEN
SHOUTING FOR JOY



FERDINAND ENTERING
THE BULL RING



MATADOR WHEN
FERDINAND
WOULDN'T FIGHT



HOW FERDINAND FELT
AFTER THEY TOOK
HIM HOME

THE STORY *of* FERDINAND

Once upon a time in Spain there was a little bull
and his name was Ferdinand.

Once upon a time
in Spain there was
a little bull and his
name was Ferdinand.

