


Silly Circus Printables



Silly Circus Printables



Page 3: Balloon Patterns

Use the balloon stickers on page 6 to complete the patterns.

Page 4: Circus Snacks (introduction to money, one to one correspondence)

Use the money stickers to complete this page.

Page 5: Where's My Ticket? (ABC recognition)

Use the letter stickers from page 6 to complete this page. When you are finished, sing the alphabet song together. You can also use this page to review letter sounds. Point to a letter and ask your student what sound it makes!

Page 6: Silly Circus Sticker Page

Print on a full sheet label, if you can. If not, just print on paper and use glue to stick things on the pages.

Page 7: Help the Clown Find . . . (fine motor)

Laminate this page, if desired. Ask your student to use a dry erase marker and to trace the path of the clowns to the tents.

Page 8: Help the Clown Find . . . (fine motor)

This is the same as page 6, but this page is in black in white.

Page 9 Color by Letter (phonics, following instructions)

Use the key to color the elephant.

Pages 10-14: ABC Playdough Letters (fine motor, phonics)

Laminate the pages. Cut apart the cards. Get out your playdough. Review the sounds the letters make (R is for R-r-r Ringmaster). Encourage your student to say the sound and build the letter.

Page 14: My Circus Story (creative thinking, storytelling, literacy)

Mom can type right on this page. Let your child dictate his circus story to you while you type. This makes story

























writing easy for young children. They can write a great story without having to worry about handwriting, spelling, punctuation, etc. Kids usually generate better stories when someone scribes for them!

Page 15: Poem (literacy, memorization)

Read and enjoy together. If desired, work on memorizing part (or all) of the poem.



Balloon Patterns

Complete the patterns by sticking the correct balloons on the page.

Circus Snacks

Each snack costs 1 quarter. Stick the correct amount of quarters next to the circus snacks.






Where's My Ticket? Help the clown fill in the missing letters and sing her way to her missing ticket!

a	b	c		e
f			i	j
k		m		o
	q	r	s	
u		w	x	y
z				

Sticker Page



For extra fun, print this page on STICKER PAPER! (I use Avery full sheet labels.) Your student will have fun cutting and sticking with these activities.

v	h	l
t	g	n
d	p	

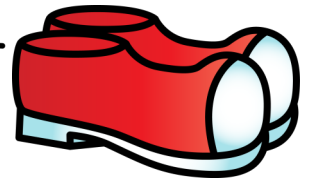
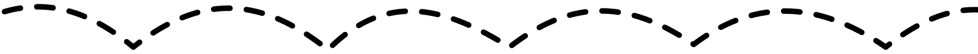


Line Tracing


Help the clown find his way to the tent.



Help the clown find her shoes.



Help the juggler find his hat.

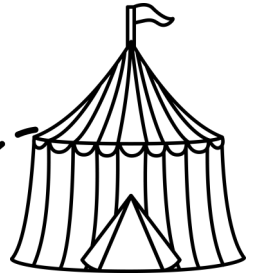


Help the clown find his way to the cannon.


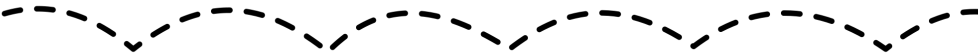


Line Tracing


Help the clown find his way to the tent.




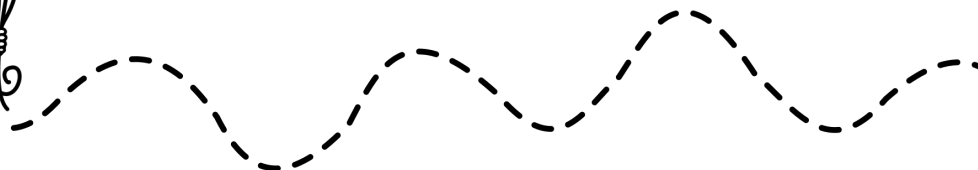
Help the clown find her shoes.



Help the juggler find his hat.



Help the clown find his way to the cannon.




COLOR BY LETTER

G = Gray

B = Blue


Y = Yellow

P = Purple






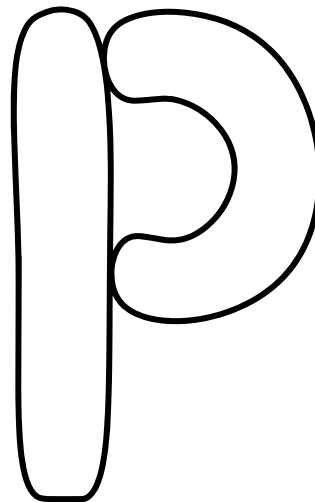

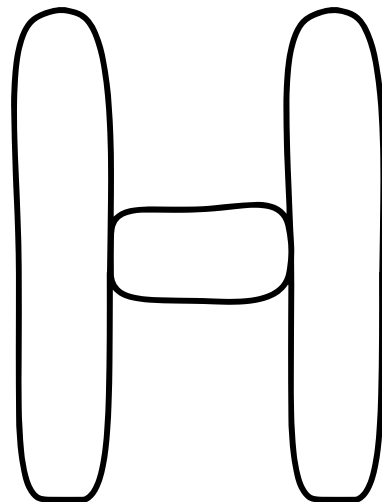

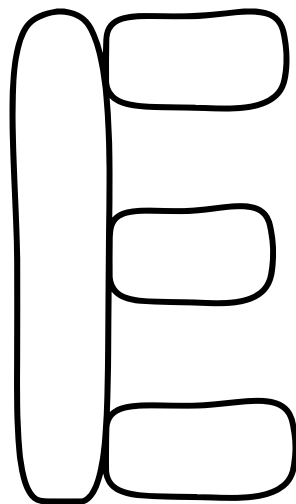

l



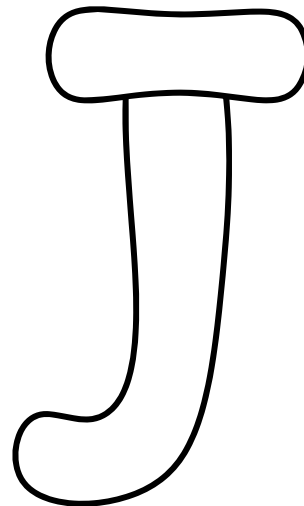




s



t







B



A



F

MY CIRCUS STORY



The Circus

Hey, there! Hoop-la! the circus is in town!
Have you seen the elephant? Have you seen the clown?
Have you seen the dappled horse gallop round the ring?
Have you seen the acrobats on the dizzy swing?
Have you seen the tumbling men tumble up and down?
Hoop-la! Hoop-la! the circus is in town!

C Michael James Dennis



Terms of Use

This product may be used for your own classroom or personal use. It may not be shared as a pdf file, on the web, or in any other way. It should not be recreated or duplicated. © www.homeschoolshare.com

Clipart and Font Credits

Clipart in this kit is from [Stockberry Studio](http://www.stockberrystudio.com)

