

ONCE A MOUSE



Once a Mouse Unit Study

SOCIAL STUDIES

Geography: India

Locate India on the map and the Indus River. Note that this was where the 1st civilizations in India started. Note the dress of the hermit. Find pictures of traditional Indian dress.

Learn more about India:

Land

The Indian subcontinent has three main land divisions- India consists of the Himalayan Mountains that border this country to the north. (This is where Mount Everest is.) See if you can locate it on a map. The lowland plains of the Indus River. Bangladesh is a low-lying land dominated by the delta (mouth) of the Ganges and Brahmaputra rivers. This is the largest river delta in the world. Also the Deccan plateau of southern India. The land in India consists of mountain regions, desert, jungles, and plateaus most of the country borders the sea. (Arabian Sea and Bay of Bengal). Forests (Jungles) cover one-fifth of India and much of Bangladesh and Sri Lanka.

Religion

Religion plays a vital role in the Indian way of life. India's traditions are strongly rooted in religion and greatly influence their music, customs, dance, festivals and clothing. About 83% of the Indian people are Hindu. About 11% are Muslims. The next largest religious groups are Christians, Sikhs, Buddhists and Jains.

Hinduism is unlike Christianity, Islam and Judaism in two important ways. First it recognizes several holy books, not just one. Second, many Hindus worship more than one God.

Buddhism is one of the oldest world religions. Unlike many other religions, Buddhism is not based on belief in a supreme creator. Instead, Buddhists respect and worship the Buddha and his teachings.

Both Hinduism and Buddhism believe in reincarnation. (When their body dies their soul will come back to live in another human or animal body.)

Have older students research these religions and their lifestyles. How are they similar and different from his own beliefs/religion?

Language

There are over 200 languages spoken in India!

Economy

Agriculture: Farming crops of rice, wheat, sugarcane, cotton, tea, rubber, coffee, coconuts, and spices are important and still largely grown by hand throughout the region. Because of this, the land is dependent upon the monsoon rains which fall between June and October.

Many of the subcontinents people are poor. Though most of the people live in villages, large cities like Delhi are growing rapidly.

Industry is rapidly expanding, especially in textiles, food products and modern machinery. Tourism is an important part of the economy especially for India and Nepal.

If you want to learn more about India, check out [Homeschool Share's India Lapbook](#).

Human Relationships: Hermit

A hermit is someone who lives all alone for some reason (in this case, a religious reason). Would your student like to be a hermit? Why or why not? What might be some other reasons for being a hermit?

Character Study: Kindness

Teach your student the golden rule: "Do unto others as you would have them do unto you." A good memory verse would be Ephesians 4:32.

Add The Golden Rule Simple Fold to your lapbook.

Character Study: Pride

“Imagine the pride of that tiger.” Discuss pride with your student. Another good memory verse would be Proverbs 18:12. How does this verse apply to the story?

LANGUAGE ARTS

Genre: Fable

There are three main characteristics of a fable:

1. There is a lesson or moral to be learned
2. It involves animals, plants, or forces of nature; usually the main characters are animals
3. It is usually short, direct, and full of action

Discuss this fable and how it meets the criteria.

What lesson is learned? Who are the main characters? Is it short and direct?

You may also want to read some of Aesop's Fables with your student.

Writing: Write a Fable

Write your own fable using the three main characteristics (or less as appropriate for your student's writing ability). First, have your student decide what he wants the moral of the story to be. Next, have him decide how many characters he wants. Who will teach the lesson? Who will learn the lesson? Try to keep it short and action-packed!

Store your fable in the pocket provided.

Circular Story

This story goes full circle: Mouse → Cat → Dog → Tiger → Mouse, and the mouse ends up exactly where he was at the beginning of the story.

Use the story wheel to reinforce this concept. Your student can also use the wheel to retell the story.

Vocabulary

hermit

snatched

greedy

threatened

stout

prowling

gesture

lording

wretched

humiliated

humble

Choose some new words to learn this week. Look up and define the words. Use the vocabulary book.

ART

Caldecott Medal

A Caldecott Medal winner is a book chosen for its outstanding art work. What is outstanding about the art work in this book? You may want to hunt for other Caldecott winners at your library and discuss what is outstanding about the artwork in those books as well.

Woodcut Illustrations

If your child is old enough, allow him to carve something to ink and stamp or do a potato carving (to use as a stamp). If you are a rubber-stamper, allow your child to use your stamps to make a picture. You might want to even illustrate your fable (from the writing lesson) with stamps.

APPLIED MATH

Counting and Tally Marks

Count the animals you see in the book. Teach your child how to use tally marks to keep track of each animal. Which animal has the most marks?

Bar Graphs

Make a bar graph and graph how many of each animal you see in the book (mice, tigers, cats, etc.)

If desired, use the tally mark and graphing pages provided. You may want to store them in a pocket in your lapbook.

SCIENCE

Animal Study

The story mentions a mouse, crow, cat, dog, and a tiger. Your student may want to learn more about one of these animals. You could check books out from the library or assign your older student a research report.

Food Chain

The crow tries to eat the mouse. A cat also tries to eat the mouse. What does a mouse eat? What might eat a crow? A cat? What other food chains can you find in this story? Make your own diagram based on the animals in this story (include other animals they may eat/may eat them).

OTHER

Physical Education/Drama

Walk like the various animals in the story. Push your way through the forest. Soar like a crow and dive down to get the mouse, etc.

Music

Get some Indian folk music from the library.

Cooking

Rice is a staple food in India. Make a meal of rice and milk (like the hermit made for the mouse). Vegetables are often served with the rice (almost like a stir-fry).


Please note: *TWO lapbook options are provided within this file (color and black/white).*

Materials and information on this website may be used for your own personal and school use. **Material may not be shared electronically or be used for resale.**

© Homeschool Share

Fable Flap Book

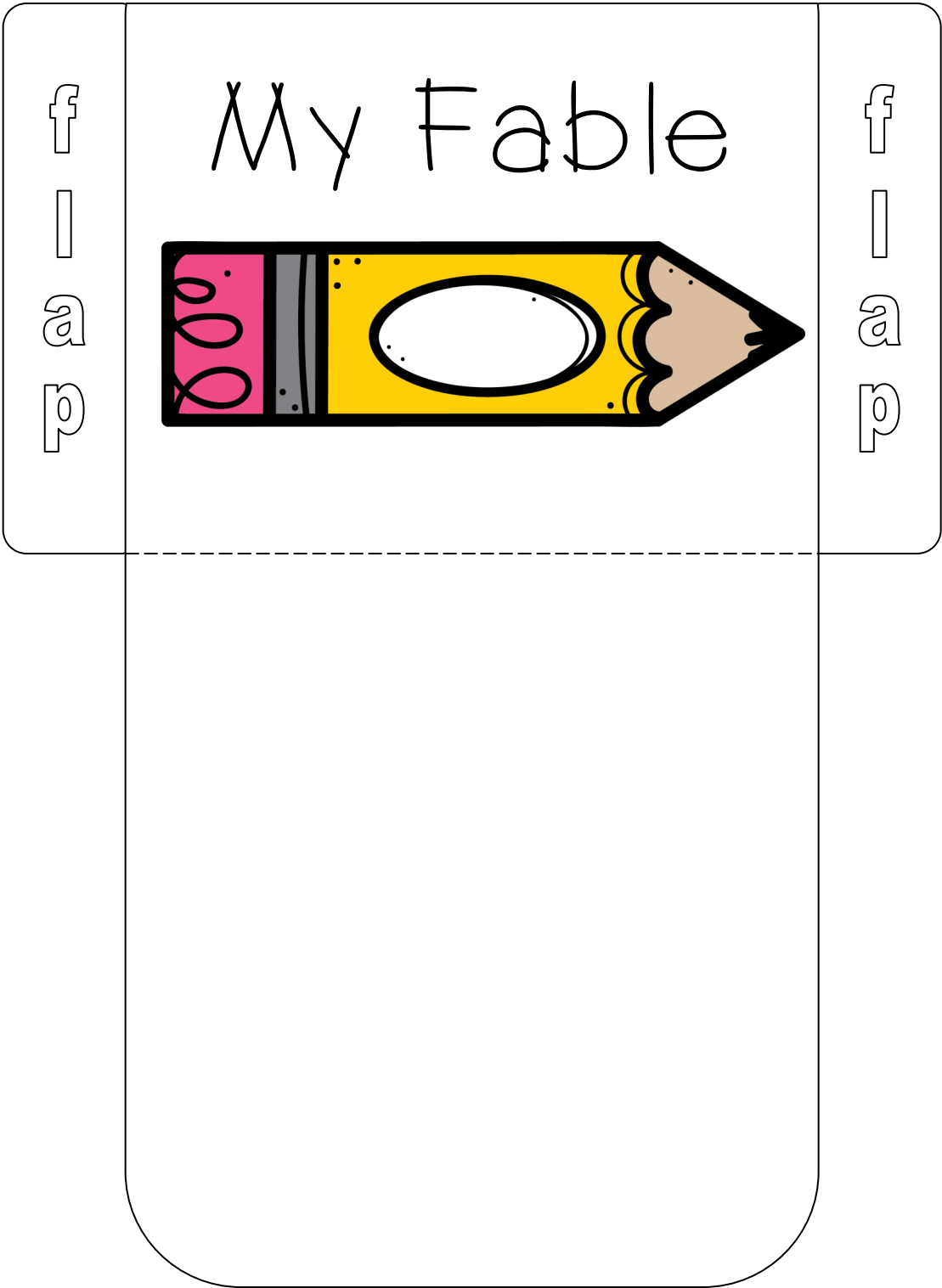
a moral to be learned		What Is a Fable?
involves animals, plants, or forces of nature		
short, direct, and full of action		



Directions: Cut on solid lines. Fold on dotted lines (like a pamphlet). The three characteristics of a fable are listed on the flaps. Underneath, give specific examples from the story, *Once a Mouse*.


My Fable Pocket

Cut pocket out as one piece. Fold back up. Wrap flaps around the back and glue down. Use the pocket to store your fable.



New Words Book

Directions: Cut on the solid lines. Write in definitions. Stack pages together with cover on top and staple on the left side.

<p>My Book of New Words</p> 	<hr/> <hr/> <hr/> <hr/> <hr/> <hr/> <hr/> <hr/>
<hr/> <hr/> <hr/> <hr/> <hr/> <hr/> <hr/> <hr/>	<hr/> <hr/> <hr/> <hr/> <hr/> <hr/> <hr/> <hr/>

New Words Book

Directions: Cut on the solid lines. Write in definitions. Stack pages together with cover on top and staple on the left side.

<div><div></div><div></div><div></div><div></div><div></div><div></div><div></div><div></div><div></div><div></div></div>	<div><div></div><div></div><div></div><div></div><div></div><div></div><div></div><div></div><div></div><div></div></div>
<div><div></div><div></div><div></div><div></div><div></div><div></div><div></div><div></div><div></div><div></div></div>	<div><div></div><div></div><div></div><div></div><div></div><div></div><div></div><div></div><div></div><div></div></div>

Food Chain Accordion

Directions: Cut on solid black lines. Fold on dotted lines like an accordion (back and forth).

Glue back of last piece to your lapbook.

Paste pictures (next page) to the accordion.

Hint: You might want to tie a ribbon or string around your accordion before you glue the back to your lapbook.

owl



crow






mouse



corn

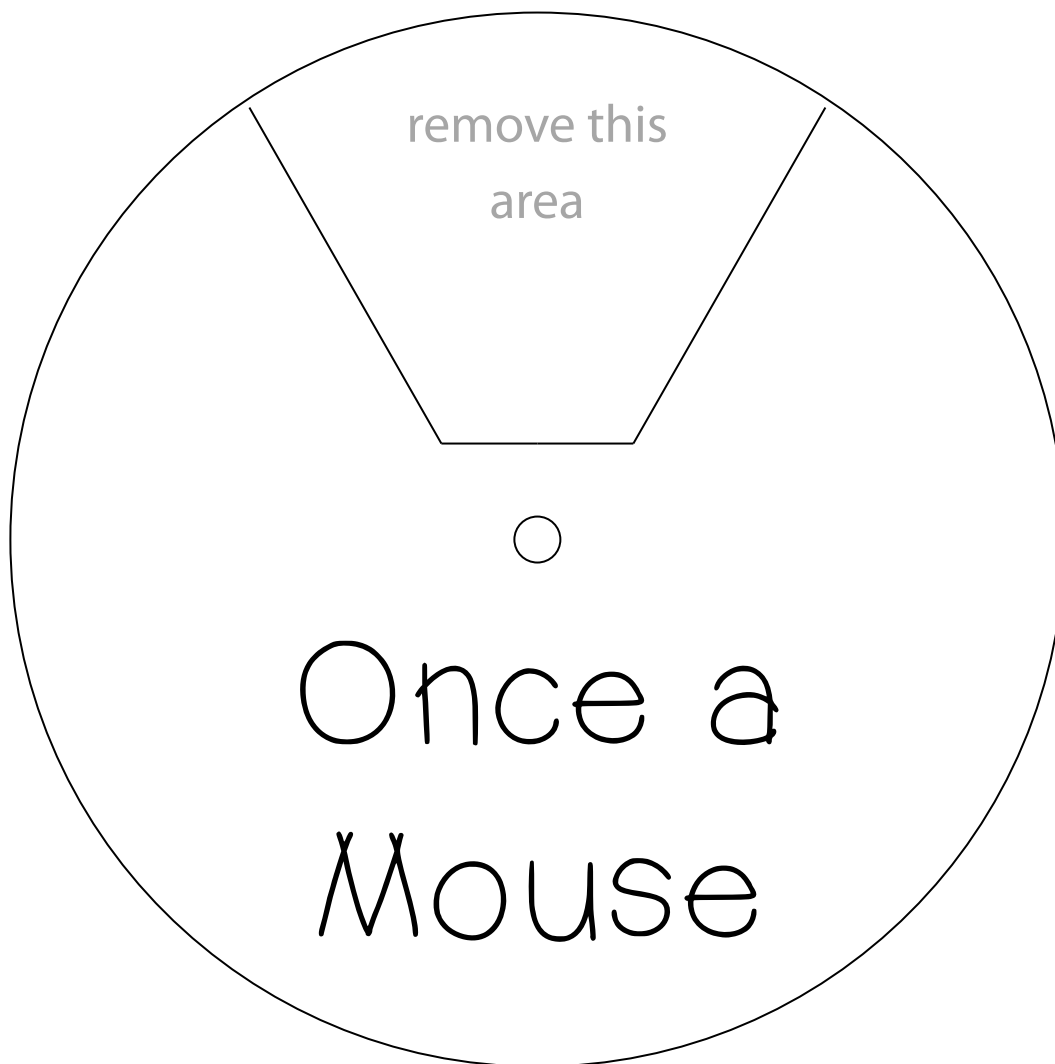
A Food Chain

Food Chain Animals



Circular Story Wheel

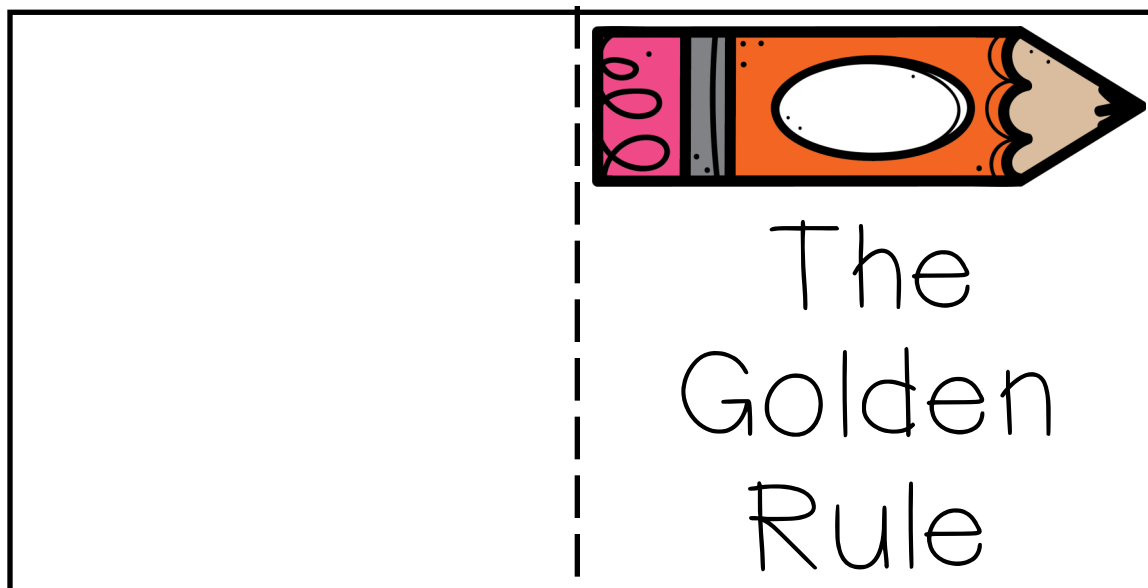
Directions: Print on cardstock. Cut out wheels. Cut away the extra area on the cover wheel (as indicated). Attach wheels together using a brass fastener.



Circular Story Wheel



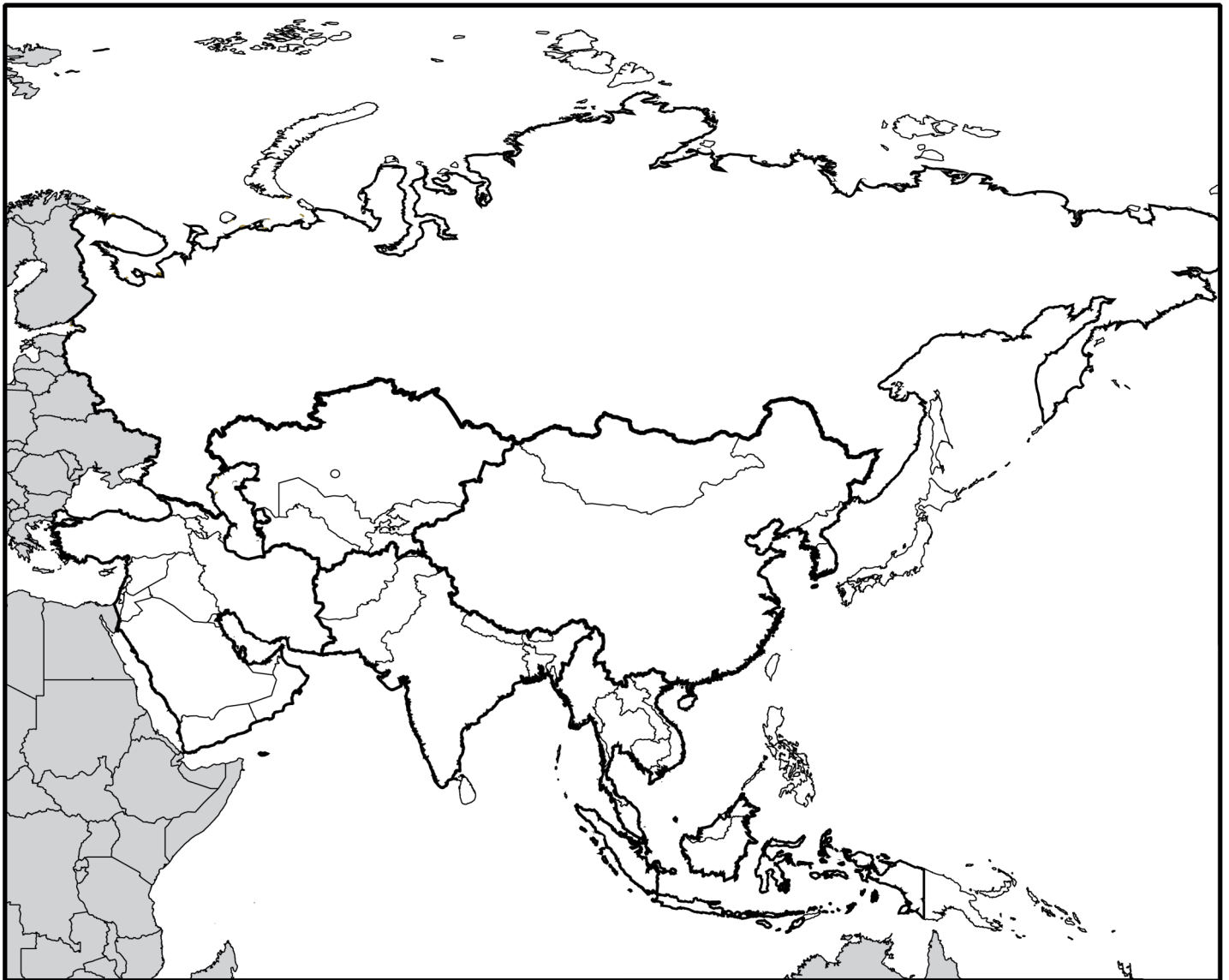
The Golden Rule **Directions:** Cut out as one piece. Fold in half. Write or illustrate "The Golden Rule" inside the book.



India Map

Cut out map as one piece. Color and mark India on the map. Fold in half. Cut out cover piece and paste to the front of the book.

Where is India?



Tally the Animals

Monkey

--

Crow


--

Mouse

--

Dog

--



Cat

--

Tiger


--

Snake

--

Rabbit

--




ANIMAL GRAPH

15								
14								
13								
12								
11								
10								
9								
8								
7								
6								
5								
4								
3								
2								
1								
	Mouse	Cat	Dog	Tiger	Snake	Rabbit	Monkey	Crow

ONCE A MOUSE



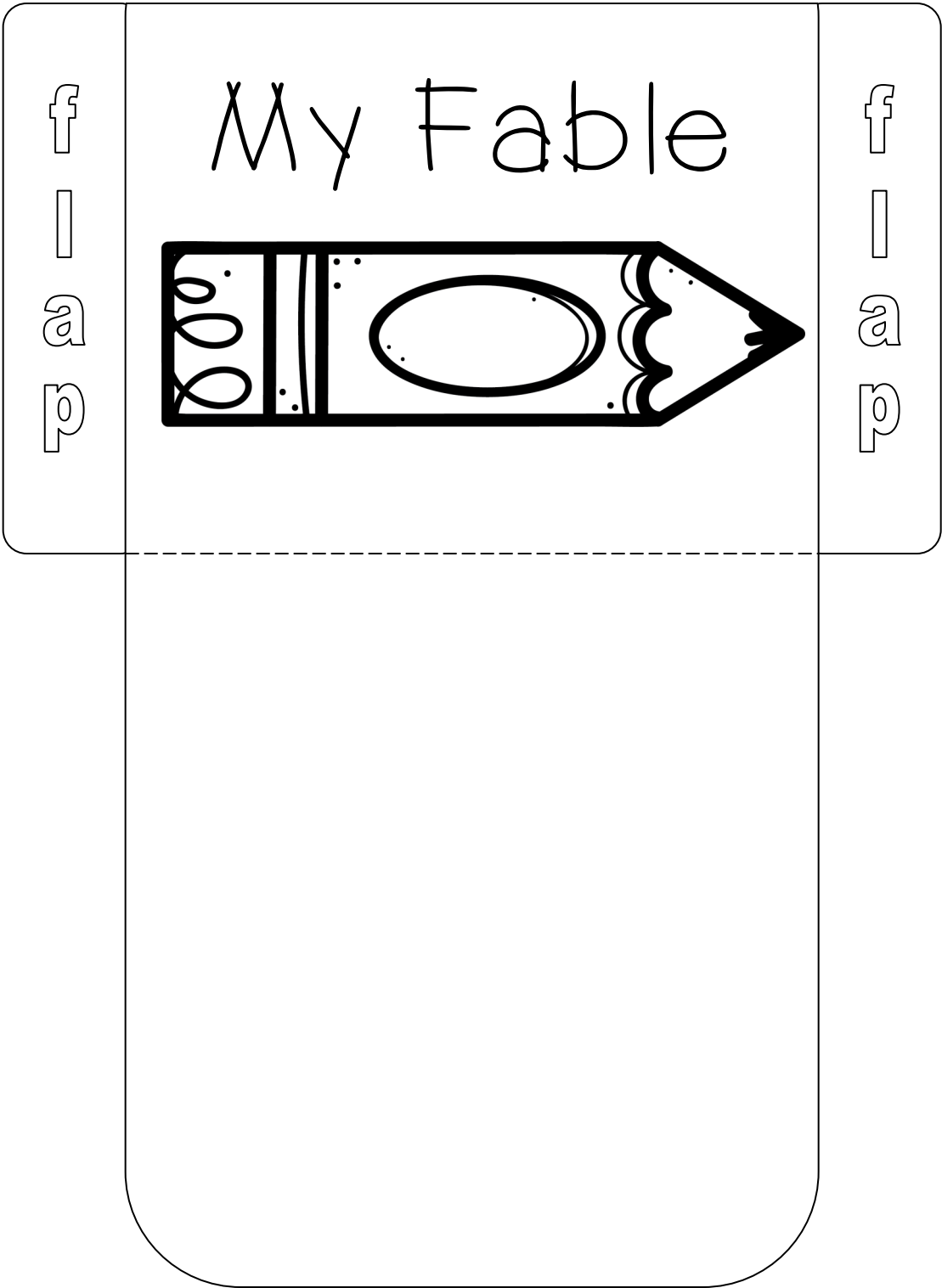
Fable Flap Book

a moral to be learned		What Is a Fable? 
involves animals, plants, or forces of nature		
short, direct, and full of action		

Directions: Cut on solid lines. Fold on dotted lines (like a pamphlet). The three characteristics of a fable are listed on the flaps. Underneath, give specific examples from the story, *Once a Mouse*.


My Fable Pocket

Cut pocket out as one piece. Fold back up. Wrap flaps around the back and glue down. Use the pocket to store your fable.



New Words Book

Directions: Cut on the solid lines. Write in definitions. Stack pages together with cover on top and staple on the left side.

<p>My Book of New Words</p> 	<hr/> <hr/> <hr/> <hr/> <hr/> <hr/> <hr/> <hr/>
<hr/> <hr/> <hr/> <hr/> <hr/> <hr/> <hr/> <hr/>	<hr/> <hr/> <hr/> <hr/> <hr/> <hr/> <hr/> <hr/>

New Words Book

Directions: Cut on the solid lines. Write in definitions. Stack pages together with cover on top and staple on the left side.

<div><div></div><div></div><div></div><div></div><div></div><div></div><div></div><div></div><div></div><div></div></div>	<div><div></div><div></div><div></div><div></div><div></div><div></div><div></div><div></div><div></div><div></div></div>
<div><div></div><div></div><div></div><div></div><div></div><div></div><div></div><div></div><div></div><div></div></div>	<div><div></div><div></div><div></div><div></div><div></div><div></div><div></div><div></div><div></div><div></div></div>

Food Chain Accordion

Directions: Cut on solid black lines. Fold on dotted lines like an accordion (back and forth).

Glue back of last piece to your lapbook.

Paste pictures (next page) to the accordion.

Hint: You might want to tie a ribbon or string around your accordion before you glue the back to your lapbook.

owl



crow




mouse



corn

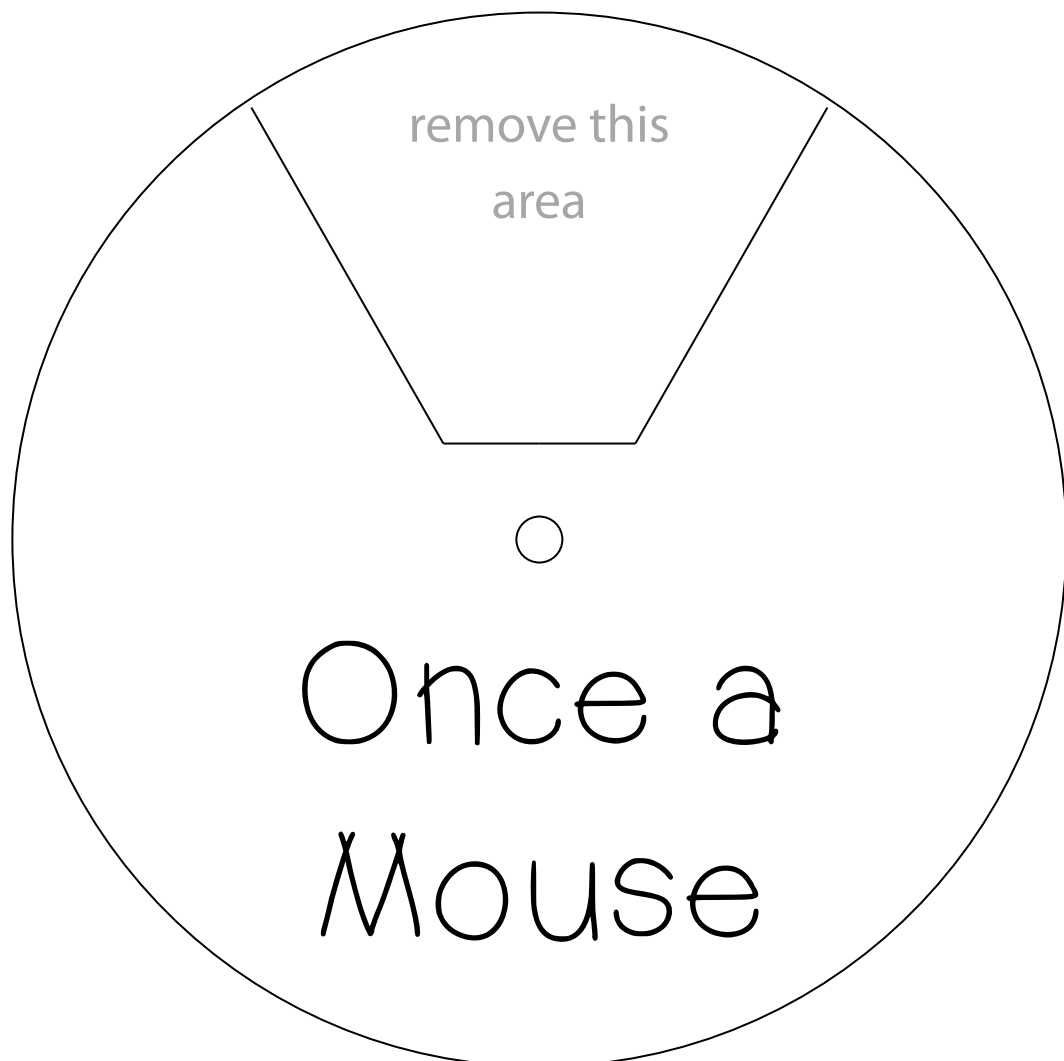
A Food Chain

Food Chain Animals




Circular Story Wheel

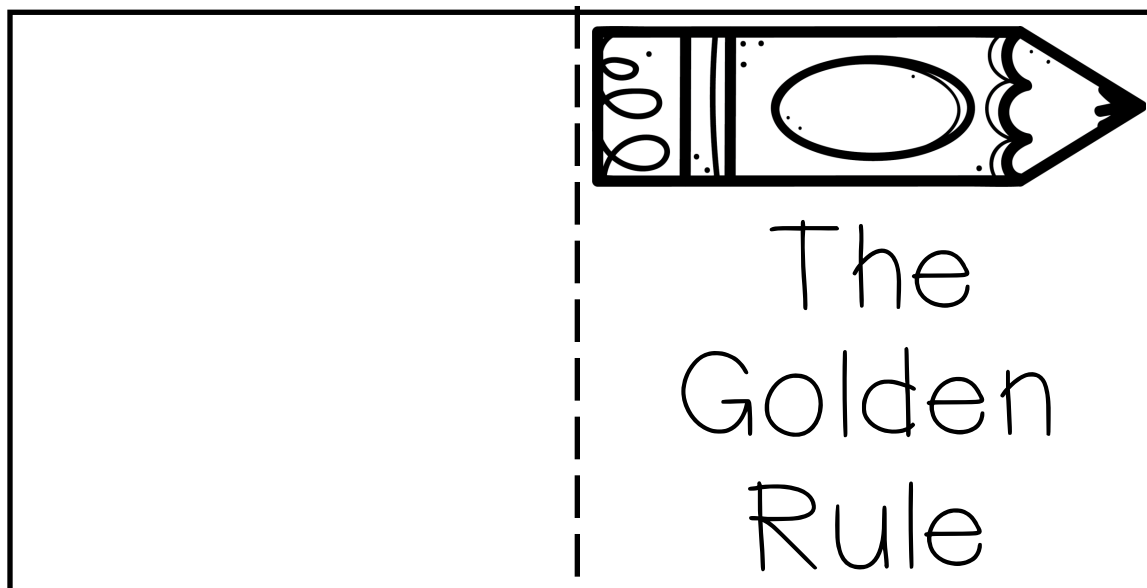
Directions: Print on cardstock. Cut out wheels. Cut away the extra area on the cover wheel (as indicated). Attach wheels together using a brass fastener.



Circular Story Wheel



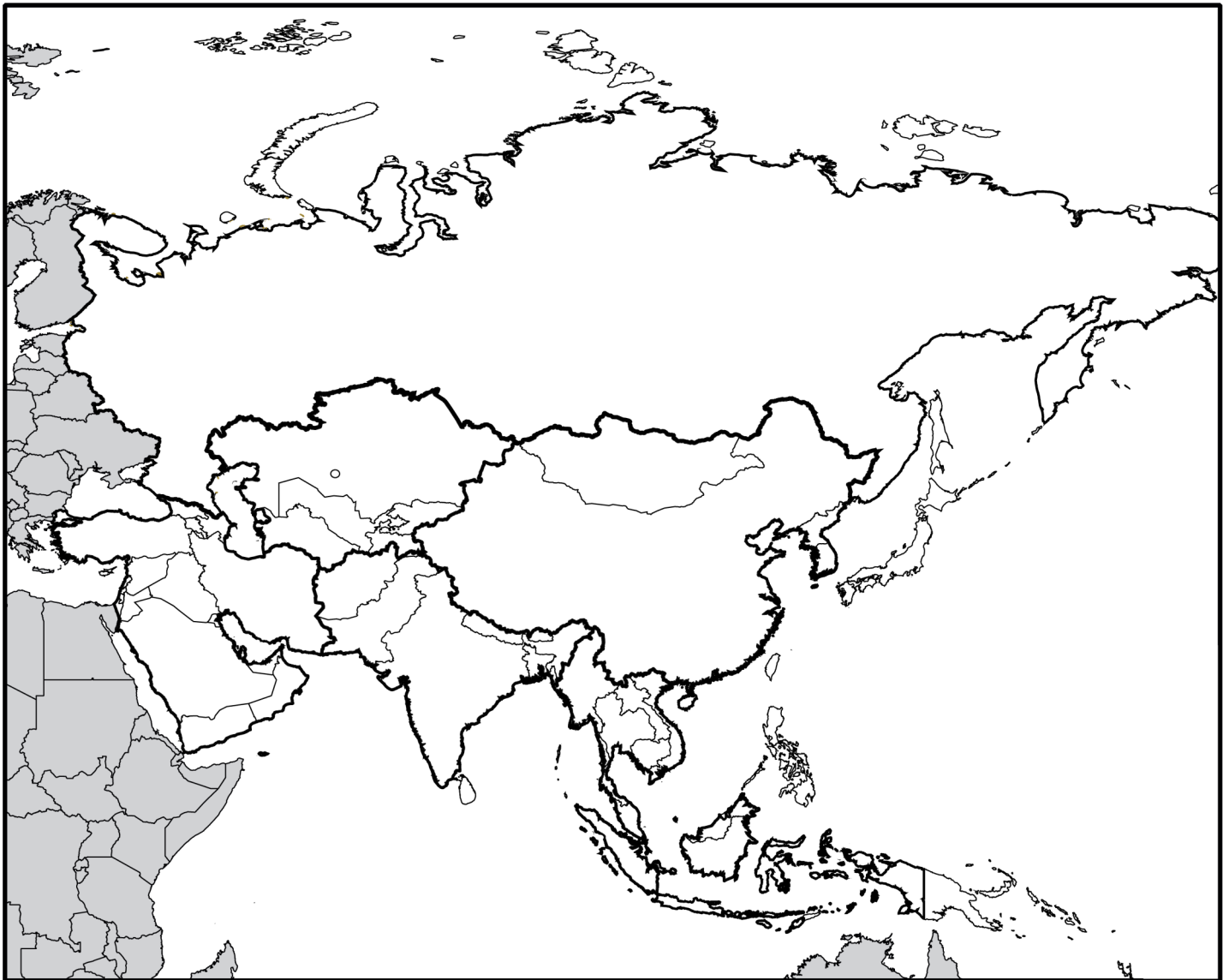
The Golden Rule **Directions:** Cut out as one piece. Fold in half. Write or illustrate "The Golden Rule" inside the book.



India Map

Cut out map as one piece. Color and mark India on the map. Fold in half. Cut out cover piece and paste to the front of the book.

Where is India?



Tally the Animals

Monkey

--

Crow


--

Mouse

--

Dog

--



Cat

--

Tiger


--

Snake

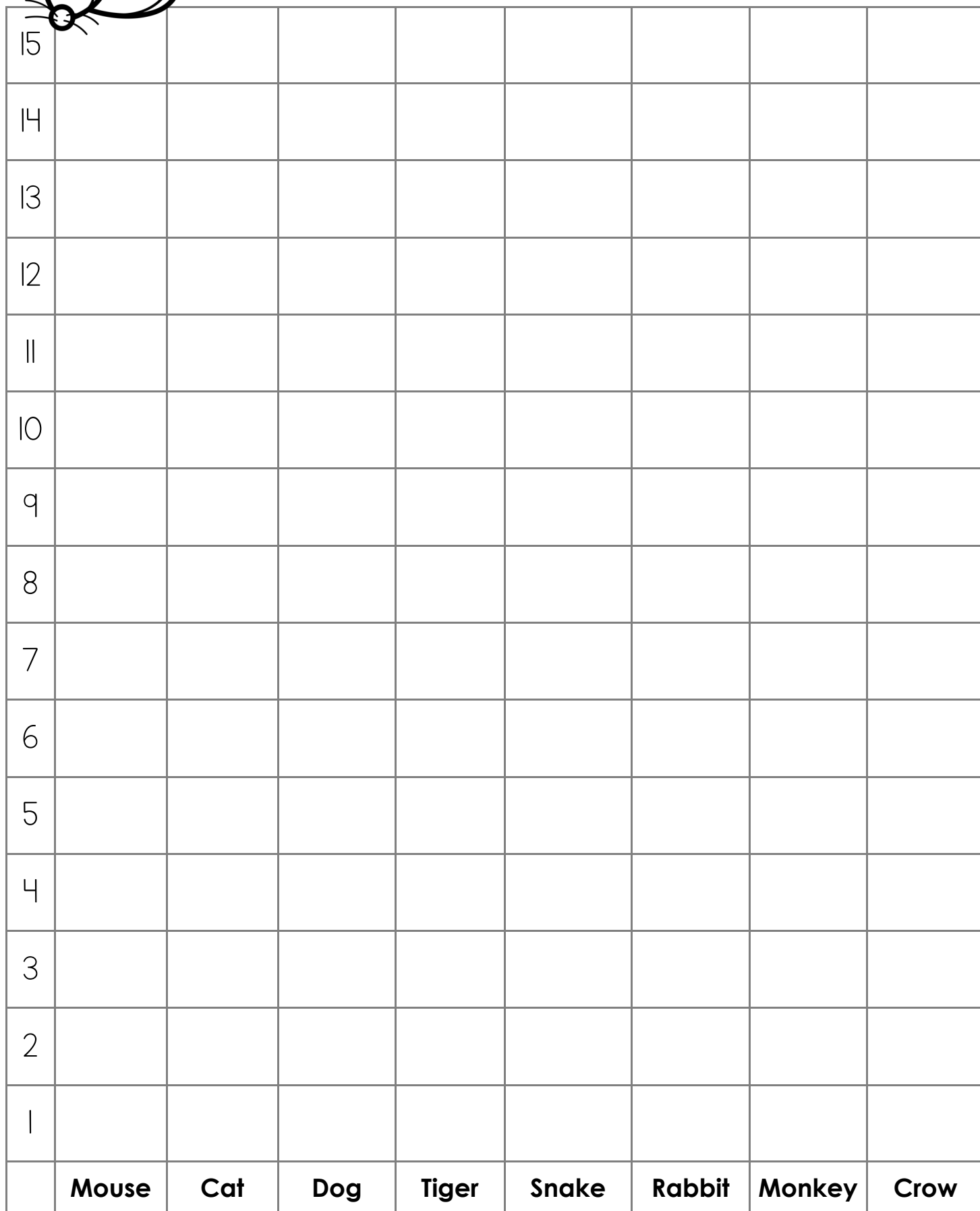
--

Rabbit

--



ANIMAL GRAPH



Terms of Use

This product may be used for your own classroom or personal use. It may not be shared as a pdf file, on the web, or in any other way. It should not be recreated or duplicated. © www.homeschoolshare.com

Lapbook Clipart and Font Credits

CLEE Fonts

