

If America Were a Village



Lapbook created by

If America Were a Village Lapbook

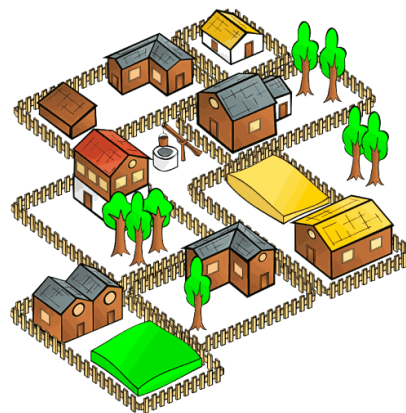
All the mini-books in this lapbook were created to go with the book, If America Were a Village. Buy the book or check out the book from your library in order to complete the lapbook.



Materials and information on this website may be used for your own personal and school use. Material may not be used for resale. © Homeschool Share

28							
24							
20							
16							
12							
8							
4							
	Under age 20	20-29 years old	30-39 years old	40-49 years old	50-59 years old	60-69 years old	Older than 70

How Old
Are the
People in
Our Village?



Cut out minibook in one piece and mountain fold on center line. Cut out graph and glue into lapbook.

Cut out minibook in one piece and mountain fold on center line. Cut answer page and glue into minibook.

**Where did
our
ancestors
come
from?**



- ☐ from Germany
- ☐ from Ireland
- ☐ from Africa
- ☐ from England
- ☐ from Mexico
- ☐ from Italy
- ☐ from Poland
- ☐ from France
- ☐ are Native American
- ☐ from Scotland
- ☐ from Holland
- ☐ from Norway
- ☐ from some other background

Are there cars
in our village?



Yes! In our village of
100 people there are
_____ cars.

Cut out minibook as one piece and mountain fold on center line. Cut the answer card and glue inside or have the student write their own answer.

Energy and Water

What do we use
water for in our
village?

How many
gallons of water
does each
person in the
village use per
year?

This is the back, glue goes here.

What energy
sources do
Americans use?

What does our
village use
energy for?

Cut out on solid lines. Mountain fold title and glue down. Mountain fold tabs so they meet in center.

Cut out as one piece. Accordion fold. Glue back of bottom fold into lapbook. Cut out family Graphic and add to cover if desired.

**WHAT ARE OUR
FAMILIES LIKE?**

___ families have 2 parents.


___ families have only one
parent.

___ households are just one
person living alone.

___ people left live in other
situations.

___ people are parents.

___ people are children
younger than 18.



82 people speak ...	Glue this side down in lapbook	<h1>What languages do they speak?</h1> <i>Hello!</i> Hola Bon Jour Kumusta <i>Guten Tag</i> NI HAU Namaste
10 people speak ...		
1 person speaks ...		
1 person speaks ...		
1 person speaks ...		
Others also speak...		

Cut on solid lines. Fold both sides in towards center on dotted lines.
Under each flap have older children write in answers and younger children paste in answers.

English
Spanish
Chinese
French
German
Tagalog, Vietnamese, Italian, Korean, Russian, Polish, Arabic, and more!

How many people are Muslim?	Glue to folder here.	What Religions Do We Practice?	How many people are Christians?
How many people practice other world religions (such as Sikhism, Baha'i, and Taoism)?			How many people are Buddhists?
How many people consider themselves non- religious?			How many people are Jewish?

Cut out book as one large rectangle. Cut the small flaps for each side, then mountain fold in to center. Fold book in half again to show the cover. Students will write their answers under each flap.



Cut out phone and television graphics and glue into your lapbook.



Cut out money book as one piece and mountain fold on center line. Cut out information page and glue inside minibook or have the student answer the question in their own words.

**WHERE IS
ALL THE
MONEY???**



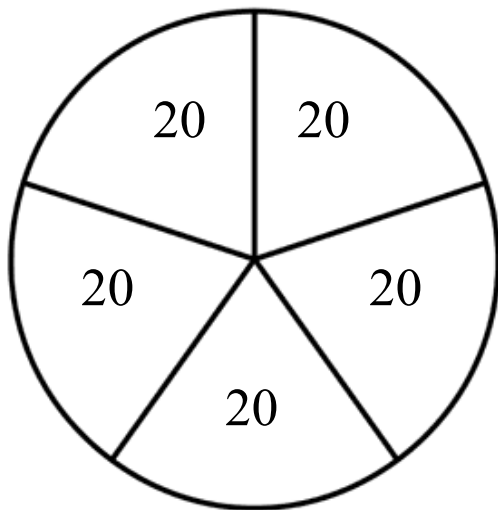
Every country has
wealthy people and
poor people. In our
village:

_____ people have
more than half the
wealth.

Many people in our
village do not make
enough money to pay
for their _____,
_____, and
_____.

_____ of the 100 people in
the village live in cities and
suburbs.

_____ of the 100 people in
the village live on farms and
in the country.



Where do we live?

Cut rectangle out as one
piece and fold on middle
line so the pie chart is
inside. Cut out title and
glue to cover of
minibook and decorate
the cover as desired.

What Do We Do?

Cut each rectangle and
layer with smallest
piece on top. Staple
along top edge.

___ work in construction and
repair, building, or production.

___ work in manufacturing,
farming, and transporting goods.

Building and Farming

___ people in the village are
attending school of some form,
(public, private, or homeschool).

___ are preschool or Kindergarten
age.

___ are elementary age.

___ are high school or college
age.

Education

___ in food preparation
___ in cleaning and lawn care
___ in health care support
(nursing)
___ is a firefighter and police
officer
___ is a beautician or barber
___ sell goods or services in
stores and offices.

Sales and Service

___ in management
___ teachers or librarians
___ doctors and health
professionals
___ bankers/finance
___ computer technology
___ architect/engineer
___ scientist, lawyer, social
services, and the arts

The remaining ___ people do not
work for various reasons.

Professions and Others