

The Yearling Lapbook



The Yearling Lapbook Instructions

Marjorie Rawlings:

Research and find out some facts about Marjorie Rawlings for your student to include in the author mini book.

Born: August 8, 1896 in Washington, DC

Died: December 14, 1953 (age 57)

American Author

Wrote novels with rural themes and setting

Her home in Cross Creek, Florida is a state Historical Site

Near her home in Cross Creek, Florida is now a restaurant named after The Yearling. The restaurant serves Southern food such as catfish and alligator tail.

Characters:

Create a matchbook for each character. Write personality traits and other traits in each book.

Ezra Baxter: also known as Penny, used to be in the army. Father of Jody.

Ory Baxter: mother of Jody.

Jody Baxter: the son of Ory and Penny Baxter.

Flag: Jody's pet fawn.

The Forresters: a family that lives near the Baxters.

Fodder-wing: Jody's best-friend

Setting:

The setting is the time and location in which a story takes place is called the setting.

Place - Where is the geographical location?

The location of this story is in the big scrub, a semi wilderness area, located between the Ocklawaha and St. Johns rivers, of North Central Florida. The area today falls within the Ocala National Forest. The Baxter family has settled in a clearing of pines near the scrub. A scrub is a deeply forested stretch of land enclosed by rivers, surrounded by marshes, and inhabited by wild animals.

Time - When is the story taking place? The story takes place in the 1870s

Florida Facts:

If desired, create your own Florida Facts mini-book to add to your lapbook.

Nickname: Sunshine State

Motto: In God we Trust

State Flower: Orange Blossom

State Tree: Sabal Palm

State Animal: Panther

State Bird: Mockingbird

Vocabulary Words:

Fodder: cow pea hay

Glen: a narrow valley

Fortress: any place of exceptional security

Gourd: the fruit of a vine that is related to the pumpkin, squash, and cucumber.

Hammock: a low mound or ridge of earth

Rations: a fixed allowance of provisions or food

Fawn: a young deer

Flank: the side of the body

Venison: the meat of a deer used for food

Add unfamiliar words to the Vocabulary Words. Print as many pages as you need.

Description:

Rawlings is descriptive in this book. Some have even argued that it is too descriptive. Good descriptions help a reader see what they are reading. As you are reading look for some and write one on each petal in the description mini-book.

Examples:

A column of smoke rose thin and straight from the cabin chimney. The smoke was blue where it left the red of the clay.

Its bright blade ate into the decayed center of the tree.

The first week in September was as parched and dry as old bones.

The fire blazed, the meat dripped its juices into the flames, the fragrance eddied up with the smoke.

The thick layers of fat under the hide made him roly-poly and flabby.

Conflict: Pick and examine three different examples of conflict in the story and log them on the conflict chart provided.

Examples:

Situations between the Baxters and the Foresters

Situations between Ory vs. Grandma Hutto

Baxters vs. the storm

Old Slewfoot; Penny vs. the snake

Conflict: What is the problem?

Action: What is done to solve the problem?

Results: What happens as a result of the action taken?

Horn vs. Antlers:

At one point in the story Penny says flag is getting his horns.

Deer don't have horns they have antlers.

Horns are hollow and made of hard skin.

Antlers are solid bones.

Deer Antlers:

A deer's antlers change throughout the year.

Spring: Begin as knobs and grow rapidly. Has a velvety covering which is nourishing blood vessels.

Summer: Antlers grow larger. The deer's neck swells.

Autumn: Velvet dries and peels. Deer help remove it by rubbing their antlers on stems of small trees.

Winter: Antlers drop off. Shed antlers are eaten by rodents.

Complete the Deer Antlers shutterflap book.

Reading Journal: While reading keep a reading journal.

Write a paragraph after each reading summarizing what you have read.

Do you agree/disagree with what happened? How would you feel?

Additional Research opportunity:

Black Bears

Library List

All About Deer by Jim Arnosky


Bambi: A Life in the Woods by Felix Salten

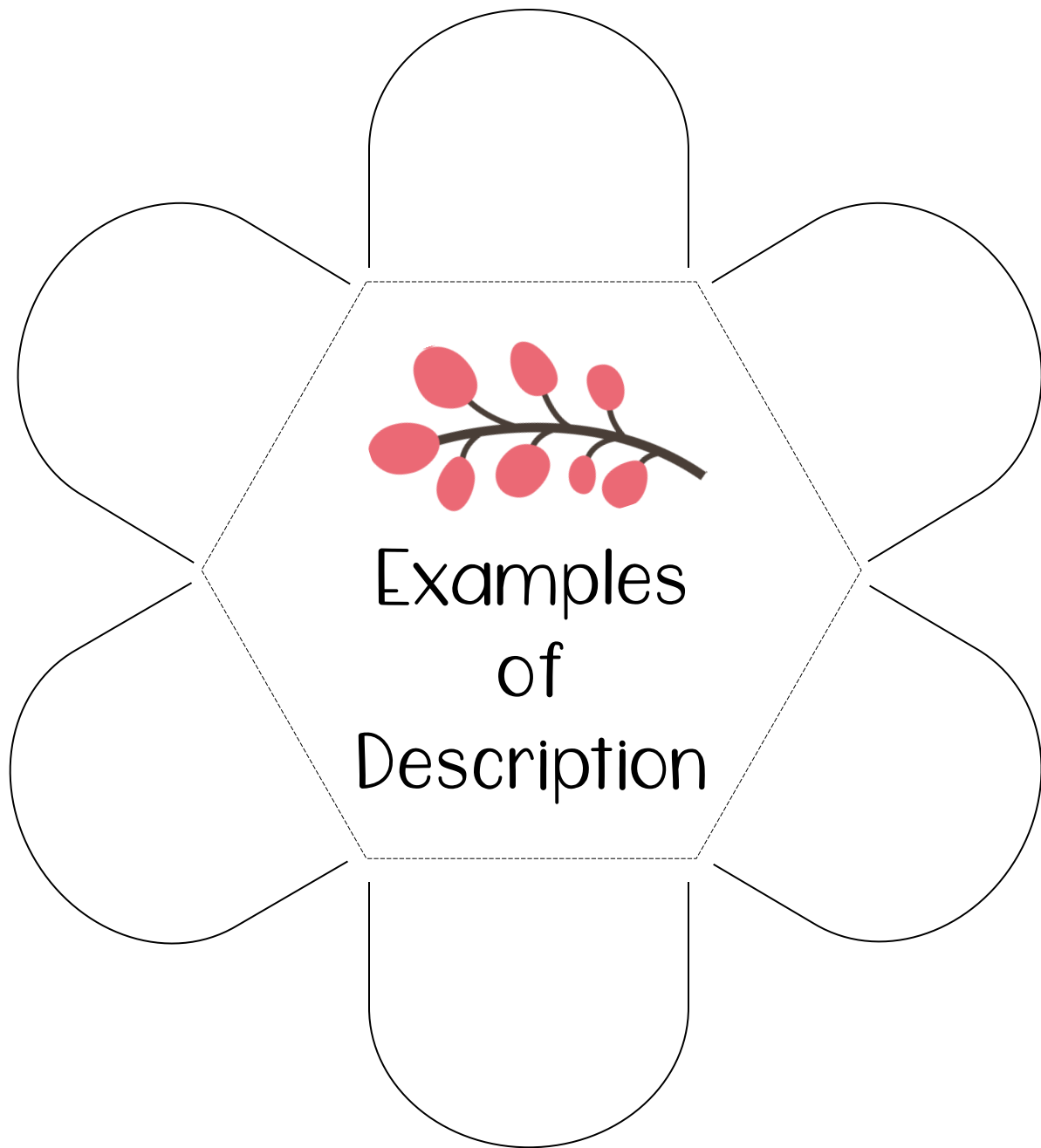
Materials and information on this website may be used for your own personal and school use. Material may not be shared electronically or be used for resale.

© Homeschool Share

Setting Flap Book

Directions: Cut along solid lines. Fold top flap under. Fold bottom flap under. Unfold bottom and cut on solid line to form two flaps.








Descriptive Writing Examples

Directions: You are looking at the inside of the book. Cut shape out as one piece. Write one example on each petal. Fold flaps in using the dotted lines as your guide. Tuck the last flap under so that book will stay closed.

About the Author

Directions: Cut out each shape. Stack together with cover on top and staple. Write author facts on each shape.



Conflict Chart

Directions: Cut out chart. Complete chart as you read the book. Fold the chart in half and paste cover to the front.

	Conflict	Action	Results
Example 1			
Example 2			
Example 3			


Conflict Chart Cover Piece

Directions: Fold the chart in half. Paste cover piece to the front.



Vocabulary Words Book

Directions: Cut on the solid lines. Write in definitions. Stack pages together with cover on top and staple on the left side.

<p>The Yearling Vocabulary Words</p> 	<hr/> <hr/> <hr/> <hr/> <hr/> <hr/> <hr/> <hr/>
<hr/> <hr/> <hr/> <hr/> <hr/> <hr/> <hr/> <hr/>	<hr/> <hr/> <hr/> <hr/> <hr/> <hr/> <hr/> <hr/>

Vocabulary Words Book

Directions: Cut on the solid lines. Write in definitions. Stack pages together with cover on top and staple on the left side.


<div><div></div><div></div><div></div><div></div><div></div><div></div><div></div><div></div><div></div><div></div></div>	<div></div> <div></div> <div></div> <div></div> <div></div> <div></div> <div></div> <div></div> <div></div> <div></div>
<div><div></div><div></div><div></div><div></div><div></div><div></div><div></div><div></div><div></div><div></div></div>	<div></div> <div></div> <div></div> <div></div> <div></div> <div></div> <div></div> <div></div> <div></div> <div></div>

Deer Antlers Shutterflap Book

Directions: Cut on solid lines. Fold on dotted. Describe deer antlers through the seasons.

Deer Antlers

spring



fall



summer






winter



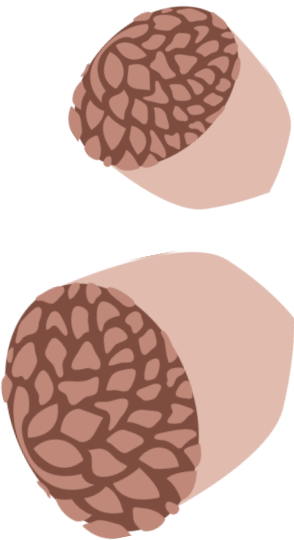


Character Matchbooks

Directions: Cut on solid lines. Fold on dotted lines (matchbook style).

Fodder-wing		
Forresters		
Flag		

Character Matchbooks

Directions: Cut on solid lines. Fold on dotted lines (matchbook style).

Ezra Baxter		
Ory Baxter		
Jody Baxter		

Lapbook Clipart and Font Credits

YenzArtHaut



CLEE Fonts

Materials and information on this website may be used for your own personal and school use.

Material may not be shared electronically or be used for resale.

© Homeschool Share