

Twister Unit Study



book by Darlene Bailey Beard
pictures by Nancy Carpenter
unit study written by Christa Stepien

Social Studies

Storm Cellar

The children go into a storm cellar when the tornado hits. Has your child ever seen a storm cellar? Describe to them what it is, and what its function is. (A storm cellar is an underground shelter designed to protect the occupants from severe weather, most commonly tornadoes.) They are commonly found in the Midwest, where it is most common for tornadoes to touch down.

Following Directions

The children follow their mother's directions, even though they are scared and want to do otherwise. Reinforce that, in an emergency, it is important to follow directions. When do the children want to do otherwise? (They want to open the door to see if it is their mother, they want to go look for her.) It is important to stay quiet if you are in a large group when an emergency happens, so that the person in charge can tell you the fastest way to get to safety, and so that everyone can hear the directions.

Community

The children's mother goes back to help their elderly neighbor, Mr. Lyle. It is dangerous, and she does it anyway. If she had not helped him, what could have happened to him? In the aftermath of a natural disaster, the community bonds together. Give examples of this. After a natural disaster, people often join together to help people clean up and save what possessions they can. People donate food, clothes, toys, and their time to help the people who have been affected. By working together, a community can re-build faster.

Language Arts

Writing

The children are scared in this story. Have your student make a list of times he has been scared.

The children are brave in this story. Have your student make a list of times that he was brave.

Have your student tell the story of the mother and Mr. Lyle. What happened to them while the children were in the storm cellar?

Onomatopoeia

The author uses onomatopoeia to describe the sound of the porch swing. What sound words could she have used to describe the sound of the tornado?

Weather Words Word Find

Ask your student to complete the word find. You could also use these as spelling words for the week.

Art

Craft

Make a bird feeder.

Before and After

Study the illustrations. What is different between the "before" pictures and the "after" picture. What damage did the storm do?

Drama

Have your student pretend your couch is a throne.

Do the royal handshake as described in the book.

Have your student make up his own royal handshake.

Math

Counting

Count to 103 like the children do in the basement to pass the time. Play a skip counting game where you say one, your child says two, and so on.

Make a game out of counting the seconds between lightning and thunder. Turn the lights in the room on and off (you may want to leave the lights off and use a flashlight) and use a drum or clap for the thunder. Have your student tell you how far away the storm is.

Science

Evaporation

In the illustrations, the laundry is hung out on a line to dry. Why does laundry dry when you hang it up? (The water evaporates out of the clothes, leaving them dry. This process is sped up in the presence of sun/heat and wind.)

Shadows

In the storm cellar, the children make wall shadows to pass the time. Make wall shadows with your student.

Tornadoes

What are tornadoes? A tornado is a powerful column of wind. It comes in contact with both a cloud and the surface of the earth. It can be called a “twister”, which explains the title of the book.

What is storm safety in a tornado?

Have an emergency plan.

Get underground, in a basement or storm cellar.

If no underground location is possible, go to an interior room on the first floor. It is the sturdiest location, and will be the most likely to survive a tornado.

Complete the tornado mini-books. Informational links are provided. Discuss different parts of the story as you complete the mini-books.


Gullywasher

A gullywasher is an intense, but usually short-lived, rainstorm


Hail

Hail consists of pellets of frozen rain. It is a form of solid precipitation that takes the form of balls of ice. They can be small, or very big, ranging in size from 0.2 inches to 7.9 inches in diameter.

I Was Scared When




I Was Brave When



Use your favorite books about tornadoes to research the answers to the questions or try these links:

[Basic Information](#)

[A Kid's Guide to Tornadoes](#)

<p>What are tornadoes?</p>	<p>How fast can tornadoes go?</p>	<p>When do they cause damage?</p>
<p>Tornadoes</p> 		

Cut on solid lines. Fold on dotted lines (like a pamphlet).

What Is a
Tornado
Warning?

What Is a
Tornado
Watch?

Cut on solid lines. Fold flaps forward using dotted lines as your guides to create two shutters. Write or paste answers to the questions under the flaps.

Tornadoes are possible. Stay tuned to the news to find out what is happening.

A tornado has been sighted!
Take shelter immediately!

Cut matchbooks out on solid lines. Fold on dotted.


www.homeschoolshare.com

When Is Tornado
Season?

Where is
Tornado Alley?



Print on cardstock. Cut book out as one piece.
Fold in half. On the inside of the book, write
words that describe tornadoes. If you need ideas,
use a thesaurus to help you along.




This is the back page.
Paste to lapbook.

This is a hotdog book.
Find assembly directions
[at this site.](#)

Prepare!



Cut out each book and fold in half. [More Tornado Information](#)



My Weather Journal

Today is

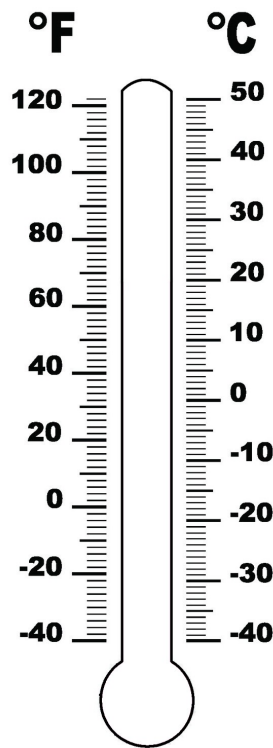
Monday

Tuesday

Wednesday

Thursday




Friday



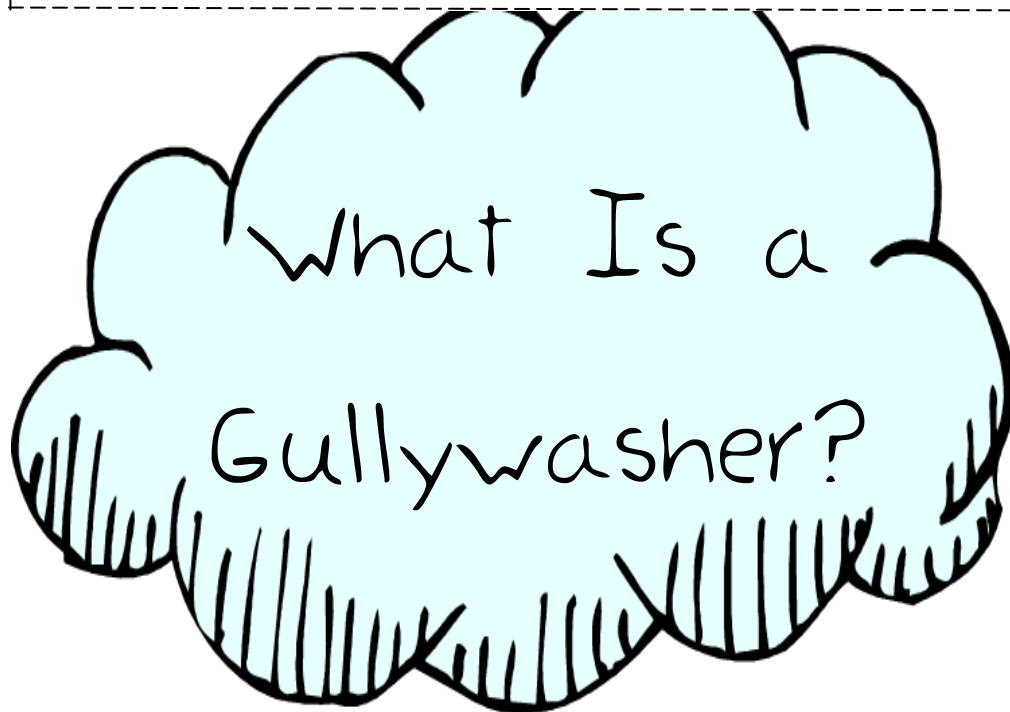
Check the thermometer outside to see what the temperature is.


Color the temperature on this thermometer.

Color the picture that represents the weather today.



Directions: Cut out book below as one piece. Fold on the dotted line. Write answer under the cloud.





Words to Find



cloud

sun

rain

hail

storm

S	U	N	T	C
T	A	R	E	L
O	I	A	G	O
R	F	I	X	U
M	Z	N	S	D
H	A	I	L	N