

Toot and Puddle

Book by Holly Hobbie

Unit study prepared by Christa Stepien

Social Studies

Travel

Discuss travel. Would your child like to travel? Where would he go? How would he get there? What would he do there?

Methods of Travel

Ask your child if they know different ways to Travel (Airplane, Car, Boat, Bus, Train, etc.)

Why would you choose one of these ways of travel over another? Which is fastest? Which is slowest?

Which method do they think Toot used to travel?

Use the printable page provided to create a "Ways to Travel" list.

Separation

Discuss being separated from a loved one. Has your child ever been apart from someone? What are some ways that you can make the separation easier?

(Carrying a picture, talking on the phone, sending letters, carrying something that belongs to the person with you...)

Make sure that your student knows that being separated from someone does not decrease how much that person loves and cares about them!

Discuss being who you are and why that is important. Puddle does not feel pressured to travel with Toot, because he enjoys being at home. It is wonderful that Puddle knows himself well enough to enjoy his differences! Talk with your student about how it is okay if you do not enjoy the same things as someone else. Toot and Puddle remain wonderful friends despite their differences!

Differences

Read People by Peter Spier. All people are different! Present how wonderful this is!

Geography

Where I Live

Cut out the printables. Follow the directions on the first page.

Mapping the Journey

Discuss some of the locations that Toot traveled to, and explore as there is interest. Take out a map and find these places! Suggestions include Cape Cod, Grand Canyon, Redwood Forests, Egypt, Solomon Islands, India, the Alps, Spain. Track Toot's travels around the world!

Route Planning

Did Toot take the easiest route to visit all of his vacation destinations? Print out two world maps. On one, track the route that Toot took. On the other, have your child try to make the shortest route. Use a ruler to measure the lines and see which route is shorter.

Stamps

What types of things are pictured on the stamps on Toot's postcards? Why do you think these things were chosen? If you have any stamps, show them to your child and discuss what pictures are on them. If your child made stamps, what would they put on them? What would they put on stamps for their family? Their city? Their country?

Language Arts

Postcards

Look at the postcards in the book. Discuss the stamps, dates, and how to write a postcard. Has your student ever received a postcard? It is fun to see what others are doing on their travels!

Write and send postcards about all the fun things that your student likes to do at home!

Venn Diagram

Make a Venn Diagram about the activities that Toot and Puddle do. What can Puddle do at home that Toot can do on vacation?

What can Puddle do at home that he could not do away from home?

What can Toot do on vacation that Puddle cannot do at home?

Venn Diagram is available in the printable pages section.

Arts and Crafts

Discuss the Mona Lisa (from when Toot is in Paris)

Draw a self-portrait like Puddle

Make a paper bag mask like Puddle.

Math

Calendar

This book takes place over the course of a year. How many months are there in a year? What are they? Which months are in which seasons?

Look at all of the different things that go on throughout the year! Birthdays, holidays, seasonal activities! Have your child name some things that happen in their life throughout the year.

Learn the months of the year.

Cooking

Make Pancakes! Emphasize the math in the cooking as you go.

Science

Seasons

Discuss the seasons and the weather. What activities can you only do in certain seasons? Why?

What are your child's favorite activities for each season? Pick one for the season that it currently is, and do it!

How do the seasons change (or not change) around the world? Is the weather/season where Toot is the same as or different than the weather/season in Woodcock Pocket?

What are your child's favorite activities to do each season? Record them on the printable pages.

Maple Syrup

Eat maple syrup! Discuss where it comes from.

Maple Syrup comes from certain varieties of Maple trees: Sugar Maple, Red Maple, and Black Maple Trees. The trees store starch in preparation for winter, and as spring comes the starch converts into sugar that rises in the sap in the spring. The trees can be tapped by drilling holes in their trunks, and collecting the sap.

Just for Fun

Make Mud


Mix some dirt and water and make mud pies!

You could also finger paint with mud or brown paint.

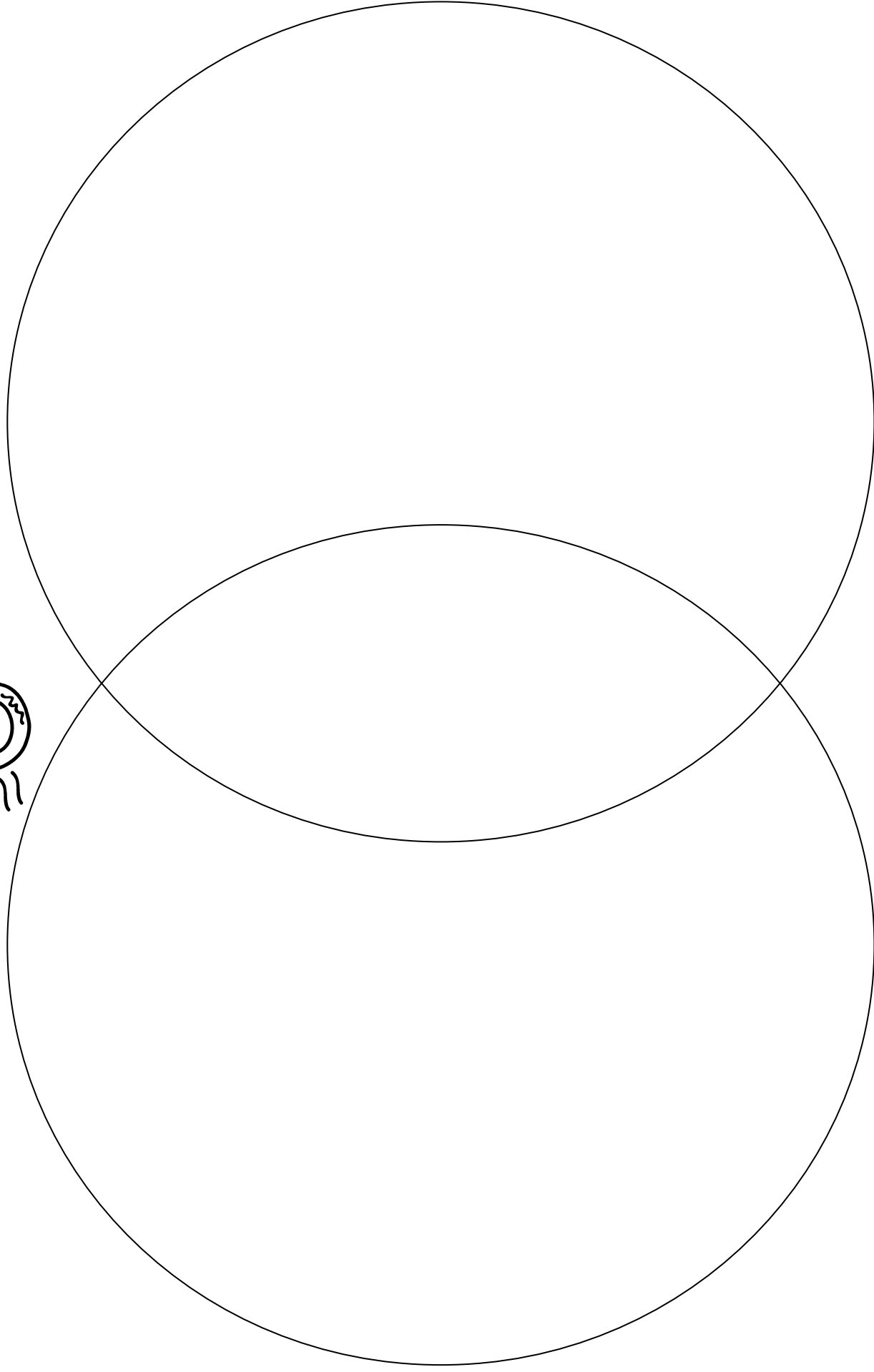
Materials and information on this website may be used for your own personal and school use. **Material may not be shared electronically or be used for resale.**

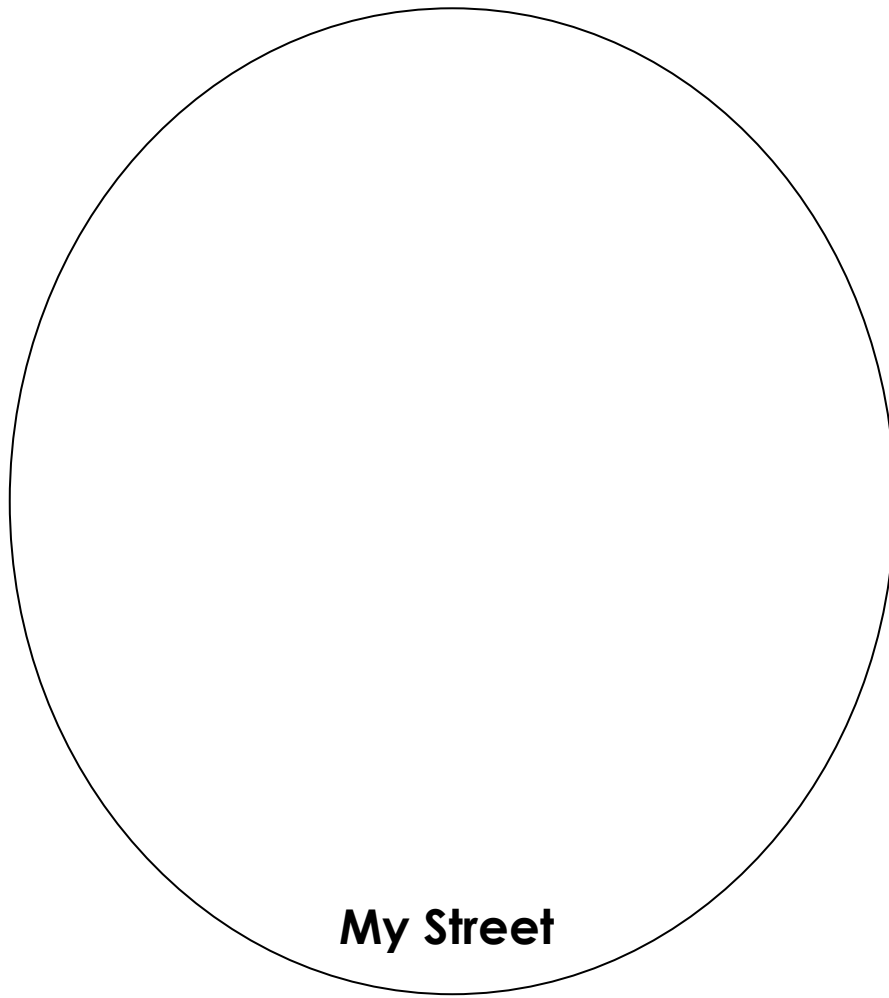
© Homeschool Share

PUDDLE AT HOME



TOOT ON VACATION





Make a mini-book to help your student understand where he lives.

My House = draw a picture of your house.

My Street = draw a picture of a street and write your street's name on the page.

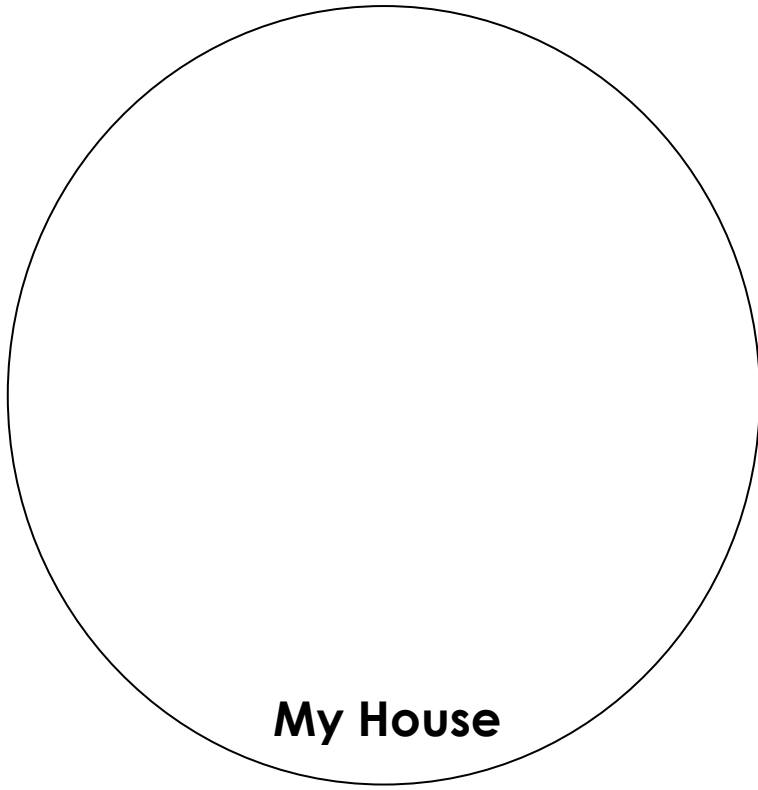
My City = draw your city and write its name on the page.

My State = paste a picture of your state and its name on the page.


My Country = Write U.S.A. on the page. Color the map as desired.

My Continent = Write North America on the page. Color as desired.


Cut out pages and stack together (smallest to largest with the largest on the bottom).
Staple at the top to secure.



My House



My City



My State



My Country



Winter



What do you like to do in winter?

How do you know when it's winter?

Spring

.....



What do you like to do in spring?

How do you know when it's spring?

Summer



What do you like to do in summer?


How do you know when it's summer?

Fall



What do you like to do in fall?

How do you know when it's fall?



WAYS TO TRAVEL

Handwriting practice lines consisting of four sets of three horizontal lines (top solid, middle dashed, bottom solid).

